


# 2022 Drinking Water Revolving Fund Intended Use Plan



## Table of Contents

---

Introduction to the Drinking Water Revolving Fund	4
Short-term goals	5
Long-term goals	5
Project eligibility	6
Project Lists	6
Criteria, Methods and Evaluation for Distribution	7
Financial Status	14
Set-Aside Activities	17
Public Review and Comment	20
Attachment I: Drinking Water Revolving Fund Priority Scoring Model	21
Attachment II: Application of Additional Subsidization	24
Attachment III: Estimated Loan Capacity for 2022	25
Attachment IV: Net Funds Available for Transfer	26

## APPENDICES

**Appendix A:** Drinking Water Revolving Fund 2022 Project Eligibility List

**Appendix B:** Drinking Water Revolving Fund 2022 Project Priority / Fundable List

**Appendix C:** Loan Summary Report

**Appendix D:** Set Aside Activity

**Appendix E:** Funds Available to the DWRF Loan Program

**Appendix F:** Administrative Fee Account

## Introduction to the Drinking Water Revolving Fund

---

Colorado's Drinking Water Revolving Fund (DWRF) provides financial assistance to government agencies and private non-profit public water systems for the construction of water projects intended to improve public and environmental health, aid compliance with the federal Safe Drinking Water Act and invest in Colorado's water infrastructure.

State legislation (SB 95-083) established the Drinking Water Revolving Fund as an enduring and viable fund. The legislation states that the fund shall be maintained and available in perpetuity to provide financial assistance in accordance with the federal Safe Drinking Water Act.

### STATE REVOLVING FUND PARTNERSHIP

The State Revolving Fund (SRF) program is administered by three partner agencies. Colorado statute directs the Colorado Department of Public Health and Environment, Water Quality Control Division; the Colorado Water Resources and Power Development Authority; and the Colorado Department of Local Affairs, Division of Local Government (DLG) to jointly operate the program. These agencies administer the program with common goals approved and supported by the Water Quality Control Commission and the authority board of directors.

Agency responsibilities		
Division	Authority	DLG
<ul style="list-style-type: none"><li>• Primacy agency.</li><li>• Program administration.</li><li>• Technical review and advisory role.</li><li>• Manages fund set-asides.</li><li>• Federal reporting.</li></ul>	<ul style="list-style-type: none"><li>• Financial structure.</li><li>• Manages budgets and investments.</li><li>• Disburses funds.</li><li>• Federal and state reporting.</li><li>• Provides a state match.</li><li>• Loan portfolio monitoring.</li></ul>	<ul style="list-style-type: none"><li>• Conducts financial capacity assessments.</li><li>• Financial and managerial assistance to systems.</li><li>• Coordinates funding collaboration.</li><li>• Program outreach.</li></ul>

---

#### Mission

- ❖ Provide low-cost, affordable financing to Colorado's drinking water systems to address the state's priority drinking water related public health, water quality, and drinking water infrastructure needs.
- ❖ Actively target and allocate resources to projects and initiatives that result in significant public health and environmental benefits, while building and maintaining a perpetual, self-sustaining revolving loan fund program.
- ❖ Manage the fund in a manner that provides benefits for current and future generations.

---

The agencies also partner with the Colorado Water Conservation Board, USDA Rural Development, Colorado Rural Water Association, the Rural Community Assistance Corporation, and other agencies as needed to collaborate on financing when appropriate.

## INTENDED USE PLAN (IUP)

The EPA capitalization grant agreement requires the preparation of an Intended Use Plan (IUP). The IUP provides the framework to utilize funds, finance drinking water infrastructure and support related program activities during the 2022 calendar year.

## Short-term goals

---

Short-term goals in state fiscal year 2022 include:

- Provide outreach, technical and financial assistance to public water systems that pose a risk to public health due to exceedances of drinking water health-based standards or other substandard infrastructure conditions. Efforts are focused on systems that are in enforcement or under consideration for enforcement action, and those that exceed health-based standards for radionuclides.
- Address drinking water system health issues including lead, the federal unregulated contaminant monitoring rule, nitrates and other emerging issues such as perfluorinated compounds (PFCs).
- The division will market and encourage drinking water systems to participate in the Drinking Water Excellence program by offering grants and/or other incentives to systems that meet the various levels of the program.
- The agencies will review the effectiveness of the priority scoring model (Attachment I) and use of additional subsidy.
- The agencies will review the Disadvantaged Community loan program to ensure inclusion of underserved, minority, and marginalized communities.

## Long-term goals

---

Colorado's long-term program goals include: public health protection, program sustainability and integrity, and provide support for the division's strategic plan goals.

Additional long-term goals include:

- Strengthen funding coordination efforts.
- Conduct training to build financial and managerial capacity of public water and wastewater systems across the state.
- Provide affordable financial assistance to eligible applicants while maintaining a perpetual revolving loan program. The program is sustained through re-loan funds, administrative fees, EPA annual appropriations (through capitalization grants to the state each year) and interest earnings.

## Project eligibility

---

Priority projects address risks to public health, disadvantaged communities, and compliance with the Safe Drinking Water Act. Examples of eligible and ineligible projects are listed below\*.

### ELIGIBLE PROJECT EXAMPLES

Addresses present and future Safe Drinking Water Act requirements.

Replaces aging infrastructure.

Replacement of lead service line.

Restructure and consolidate water supplies to rectify contamination issues or to assist systems unable to maintain and ensure Safe Drinking Water Act compliance for financial or managerial reasons.

Purchase a portion of another system's capacity to cost effectively rectify a Safe Drinking Water Act compliance issue.

Acquisition of Water Rights for public health protection or resiliency/redundancy that applies to existing populations and not for growth.

Planning including required environmental assessment reports, design and construction costs associated with eligible projects.

Land acquisition.\*\*

Dams/rehabilitation of dams and reservoirs/rehabilitation of reservoirs owned by the public water system for drinking water supply. Project must support public health objectives of the Safe Drinking Water Act and cannot be for growth.

### INELIGIBLE PROJECT EXAMPLES

Drinking water monitoring costs.

Operation and maintenance costs.

Projects primarily for fire protection.

Projects for systems that lack adequate technical, managerial and financial capability, unless assistance will ensure compliance.

Projects for systems in significant noncompliance under the Safe Drinking Water Act, unless funding will ensure compliance.

Projects primarily intended to serve future growth.

\*Water utilities distributing or supplying 2,000 acre feet or more of water per year must have an approved and updated water conservation plan as defined by Section 37-60-126, CRS. Approval is from the Colorado Water Conservation Board.

\*\*Land must be integral to the project and must be from a willing seller. The cost of complying with the Uniform Relocation Assistance and Real Property Acquisition Policies Act of 1970 (the Uniform Act) is an eligible cost.

## Project Lists

Appendix A: Drinking Water Revolving Fund 2022 Project Eligibility List. This is an inventory of projects with a completed eligibility survey from 2021. The eligibility survey is released annually to potential borrowers to capture 20-year capital improvement needs. Appendix A includes the name of the public water system, a description of the project, the population, the estimated cost of the project, and the type of project as described in the fund rules. Borrowers can add, modify and remove projects on Appendix A by completing an eligibility survey in June of each year.

Appendix B: Drinking Water Revolving Fund 2022 Project Priority/Fundable List. This is an inventory of projects eligible to receive or that have recently received a loan. This list includes an estimated project cost or approved loan amount, project description, preliminary disadvantaged community status and associated loan term and interest rate, and green infrastructure categories. Projects listed in this appendix have either started construction or have a projected construction start date within 12-18 months and have been assigned a preliminary ranking score. The ranking score is subject to change based on additional information from potential applicants and further prioritization. An up-to-date copy of Appendix B is maintained on the [division's grants and loans website](#).

## Criteria, Methods and Evaluation for Distribution

This section describes the application process including:

- The prioritization criteria and authority board action.
- How policies apply to the allocation of loan proceeds.
- The proposed federal fiscal year (2022 federal bill requirements, such as additional subsidy, Davis-Bacon and related acts, American iron and steel requirements, and project signage).

Loan applications are accepted throughout the year. The application deadlines below correspond to an upcoming authority board meeting. They are funded based on the capacity of the fund and project eligibility. If there are more project loan requests than funding, loan applications are scored based on the ranking system found in Attachment I: Drinking Water Revolving Fund Priority Scoring Model.

### APPLICATION, PRIORITIZATION AND APPROVAL

Applicants should coordinate with their assigned division project manager to determine the appropriate application deadline to ensure board action and loan execution in a timely manner. The table below lists loan application deadlines, type of loan, and the authority board meeting where the application is presented for action.

Application Deadlines	Loan Type	Authority Board Meetings
January 15	Direct loan *Leveraged loan (spring bond issue)	March
February 15	Direct loan	April
April 15	Direct loan	June
June 15	Direct loan *Leveraged loan (fall bond issue)	August
August 15	Direct loan	October
October 15	Direct loan	December
November 15	Direct loan	January

*All loans are subject to available funds and prioritization if needed. \*Leveraged loans are generally funded twice per year (spring and fall); however, leveraged loan applications may be submitted throughout the year. January 15 is the last application date to submit for spring bond issue funding and June 15 is the last application date to submit for fall bond issue funding.*

[Attachment I: Drinking Water Revolving Fund Priority Scoring Model](#) is used to prioritize applications if funding requests exceed the available funds. Loan applicants that do not receive funding due to their rank may be considered at the next applicable loan application date at the applicant's request.

All loan approvals are valid for 18 months from the authority board approval date. Prioritized and approved loans that do not execute their loan within 18 months are reprioritized upon the next application deadline as necessary and require new board approval.

## **ALLOCATION OF LOAN PROCEEDS**

The State Revolving Fund Program processes and procedures are set by the commission and the authority board. With input from the State Revolving Fund committee, the authority board determines the appropriate use of loan proceeds. Proceeds from loans, EPA capitalization grants, and administration fees are used to benefit communities through planning grants, design/engineering grants, principal forgiveness, disadvantaged community loans, direct loans and leveraged loans.

## **CAPITALIZATION GRANT**

For federal fiscal year 2022 and consistent with the 2021 appropriations language, the following requirements apply to each state receiving Drinking Water Revolving Fund capitalization grants. However, these may be subject to change based on new requirements:

- Additional subsidy.
- Davis-Bacon and related acts.
- American iron and steel requirements.
- Debarment and suspension.
- Disadvantaged Business Enterprise Program.
- Williams-Steiger Occupational Safety and Health Act.
- Archeological and Historic Preservation Act.
- Environmental review - compliance with the state environmental review process.
- Signage.

## **Additional Subsidy**

The 2021 Drinking Water Revolving Fund capitalization grant appropriation requires at least 20 percent, but no more than 49 percent of funds to be used by the state to provide additional subsidies to eligible recipients. The authority board determines the additional subsidy amount based on the capitalization grant conditions, guidance from the EPA and alignment with program needs. Colorado provides additional subsidies to eligible disadvantaged communities (refer to the Disadvantaged Communities (DAC) Loan section) in the form of loan principal forgiveness. Amounts available will vary, and at times, may not be available.

Colorado issues a portion of the additional subsidy for the design and engineering phase (see Design/Engineering Grants section). This provides an opportunity to assist disadvantaged communities with the design/engineering costs and to better prepare projects to move quickly to construction.



Loan principal forgiveness may be awarded at the loan approval phase for additional project costs, such as construction. The guidelines for issuing loan principal forgiveness at loan approval generally include:

- The amount of principal forgiveness awarded will be made during the loan approval phase and will occur throughout the year until all funds have been allocated.
- The authority board approves the amount of additional subsidy within the required EPA percentage range under the capitalization grant.
- The amount of loan principal forgiveness at loan approval is the remaining amount after the design/engineering grants.
- The amount of loan principal forgiveness will not count towards the direct loan limit.
- Based on the availability of funds and program demands, the authority board may establish a not to exceed amount per project or award additional amounts based on evaluation of financial need.
- Funds are available for category 1 and 2 disadvantaged community loans.
- Loan principal forgiveness per project will be limited by the priority scoring model and the application of additional subsidization requirements (Attachments I and II).
- The loan principal forgiveness amount may be reduced if the loan amount is reduced after approval.
- Any remaining funds from 2021 will be distributed in calendar year 2022.

If funds are unallocated from 2022, the funds will be issued to disadvantaged communities per the 2023 Drinking Water Revolving Fund Intended Use Plan.

### **Davis-Bacon and Related Acts**

The requirements of Section 1450(e) of the Safe Drinking Water Act (42 U.S.C. 300j-9(e)) regarding prevailing wage rates apply to the construction of treatment works carried out in whole or in part with assistance made available by a state revolving loan fund as authorized by Section 1452 of the Safe Drinking Water Act (42 U.S.C. 300j (12)).

### **American Iron and Steel**

The capitalization grant requires implementation of the Safe Drinking Water Act, Section 1452 (a)(4) by requiring that all iron and steel products used for the construction, alteration, maintenance, or repair of a public water system are produced in the United States. This requirement applies to projects carried out in whole or in part with assistance made available by a state revolving fund loan.

### **Debarment, Suspension and Other Responsibility Related Matters**

Recipients of EPA financial assistance agreements must not be presently debarred, suspended, proposed for debarment, declared ineligible or voluntarily excluded from covered transactions by any federal department or agency. The borrower must also ensure that any consultants, prime contractors, subcontractors, vendors, suppliers and manufacturers meet the requirements and are not excluded from covered transactions by any federal agency (as identified through the [System for Award Management](#)). The specific requirements with regards to debarment and suspension including verification through the System for Award Management are outlined in the EPA General Terms and Conditions for the capitalization grant.

### **Disadvantaged Business Enterprise Program**

The goal of the Disadvantaged Business Enterprise program is to ensure there is equal opportunity in the award of federally assisted contracts. Recipients of EPA financial assistance agreements are required to seek and encouraged to utilize, small, minority-owned, women-owned, or disadvantaged businesses for project procurement needs on equivalency designated projects.



## **Williams-Steiger Occupational Safety and Health Act**

Recipients of EPA financial assistance agreements are required to ensure that all contractors working on project construction are subject to the provisions of the Williams-Steiger Occupational Safety and Health Act of 1970.

## **Archeological and Historic Preservation Act**

Recipients of EPA financial assistance agreements are required to ensure that archeological discoveries, or discoveries of cultural significance, are protected through appropriate procedures.

## **Environmental Review - Compliance with the National Environmental Policy Act**

All proposed actions funded by the program must undergo an environmental review process to assess compliance with the National Environmental Policy Act and state environmental review process. The state, borrower, engineer, contractor and subcontractor have a duty to cooperate fully with federal and local governments and all other concerned public and private organizations, to use all practical means and measures, including financial and technical assistance, and to create and maintain conditions under which people and nature can exist in productive harmony, and promote the general welfare of the public.

## **Signage**

The EPA capitalization grant requires equivalency designated projects to comply with the program signage guidance to enhance public awareness of EPA assistance agreements in Colorado.

## **Green Project Reserve**

Historically, the capitalization grant agreement required the program to direct a portion of the capitalization grant toward projects that address green infrastructure, water efficiency, energy efficiency or other environmentally innovative activities. The 2021 capitalization grant does not require Green Project Reserve; therefore, the incentive will not be offered at this time. If the 2022 capitalization grant requires Green Project Reserve, the terms and conditions will be established by the authority board at that time.

## **Capitalization Grants and Re-loan Funds**

Executed loans are funded with any available sources, grant or re-loan. Loans will not be designated solely as grant or re-loan funds. Funds will be disbursed based on whichever funds are available and needed at the time of the draws.

## **Miscellaneous**

The EPA capitalization grant may be allocated to any or all projects based on the amount of available funds and/or at the direction of the EPA.

A proposed payment schedule using federal fiscal year 2022 funds is included in the application for the capitalization grant. The payment schedule identifies the anticipated amount of EPA automated clearinghouse withdrawal from the capitalization grant and state dollars to be deposited into the fund.

The Colorado program will provide the necessary assurance and certifications as part of the capitalization grant agreement and operating agreement between Colorado and EPA.

In accordance with federal statutes, states are authorized to provide loans at or below-market interest rates, including interest-free loans, at terms not to exceed the lesser of the following: 30 years or the project useful life (as determined by the state). The authority board can determine the interest rate and loan terms of the SRF programs at their discretion.

## Infrastructure Investment and Jobs Act (federal stimulus funding)

The federal government has proposed and is considering a stimulus funding package that would provide additional funding to the State Revolving Funds (SRFs). If stimulus funding is approved and allocated to states, the funding may include rules and requirements that are different than outlined in this IUP. The state will review federal infrastructure funding that is approved for the SRFs and the associated requirements to determine necessary actions or updates required for distributing the funds.

## DISADVANTAGED COMMUNITIES (DAC) LOANS

Disadvantaged communities are defined by having a population of 10,000 or less and by meeting certain primary or a combination of primary and secondary factors. Government agencies determined to be disadvantaged are eligible for a reduced interest rate, design and engineering grants, and/or additional subsidy if available. Private non-profits determined to meet disadvantaged community criteria are eligible for a reduced interest rate and planning grants, but are not eligible for design and engineering grants. Communities are evaluated for Disadvantaged Community status after submittal of the project needs assessment and again at the time of loan application. The primary and secondary factors used for determination are described in detail below. Communities that did not qualify at the project needs assessment submittal may qualify at loan application, or other appropriate times, as determined by the SRF committee.

### Primary and Secondary Factors - Disadvantaged Community

Primary Factors	Benchmark
P1 Community Median Household Income (MHI)	Reliable MHI less than or equal to 80 percent of the state MHI.
P 2 Community Median Home Value (MHV)	Reliable MHV Less than 100 percent of the state MHV.
P3 County 24-Month Unemployment Rate OR County 10-Year Change in Jobs	Unemployment rate greater than state rate plus one percent or loss in total jobs over a 10 year period.
Secondary Factors	Benchmark
S1 County Median Household Income (MHI)	Reliable MHI less than or equal to 80 percent of the state MHI.
S2 10-Year Change in Population	Community has lost population over a 10 year period.
S3 Assessed Value/Household	Community's total assessed value is less than the median Colorado municipality.
S4 Current & Projected System Debt per Tap to MHV	Current and projected system debt per tap to MHV is greater than that of the median Colorado municipality.
S5 System Full-Cost per Tap to MHI OR Required Revenue per Tap to MHI	Full cost is greater than median Colorado municipality or required revenue is greater than the median Colorado municipality.
For details on factor data sources, reliability, and definitions, see <a href="#">Colorado SRF DAC Data Glossary</a> .	

## Eligibility Scenarios - Disadvantaged Community

Scenario	Primary Factors	Results	Secondary Factors	Results
1 (P1) MHI and	(P2) MHV or (P3) Unemployment/Jobs	DAC eligible	Unnecessary	
2 (P1) MHI Only	Neither (P2) MHV or (P3) Unemployment/Jobs	Test secondary	Meet at least two of five	DAC eligible
3 (P1) Unreliable MHI but	Both (P2) MHV <u>and</u> (P3) Unemployment/Jobs	Test secondary	Meet at least two of five	DAC eligible

Disadvantaged communities are classified as either Category 1 or Category 2. If a community meets any one of the three scenarios above, the community is a Category 1. If, at the time of loan application review, a community's Current and Projected System Debt to Median Home Value (MHV) and Required Revenue per Tap to Median Household Income (MHI) are greater than 80% of municipalities, then the applicant will be recommended to be a Category 2. The table below illustrates the loan terms and interest rate for each respective Category.

## Categories - Disadvantaged Community

DAC	Qualify	Loan Amount**	Loan Rates
Category 1	Meet one of the 3 scenarios	Up to \$3 million loan principal per project	Current interest rate is 1.5%*.
Category 2	Meet one of the 3 scenarios and both Proposed System Debt to MHV and Required Revenue per Tap to MHI to exceed the municipal 80th percentile for each factor.	Up to \$3 million loan principal per project	Current interest rate is 0.5%*.

\* The authority board determines interest rates on or before December 31 each year for the upcoming calendar year and rates are subject to change.

\*\*All loan requests exceeding the loan principal limit of \$3 million will not be eligible for disadvantaged community loan terms unless approved by the authority board.

## Business Case - Disadvantaged Community

In the event that a community's primary or secondary factor data does not represent recent, significant economic distress, or a scenario is marginally disqualifying, a business case may be presented to the authority board for an eligibility determination. The business case should be coordinated with the project team and be based on the factors the community has determined as not reflective of the community's current socio-economic or projected fiscal condition. A business case may be provided after submittal of an acceptable Project Needs Assessment.

### **Eligibility Period - Disadvantaged Community**

An eligibility determination is valid for a period of 18 months from the date of the project needs assessment review letter, or other date, as determined by the SRF committee. Status will be re-determined if the applicant does not submit a complete loan application within 18 months.

All projects are evaluated at the time of the loan application to determine if they meet the criteria for Category 1 or Category 2 disadvantaged community status. Applicants that were qualified as a disadvantaged community at the project needs assessment will retain (or can improve) their status at the time of loan application, as long as the application has been submitted within the 18 months, as described in the eligibility determination section.

If a disadvantaged community submits for supplemental funding and the division determines the project a necessary continuation of the originally proposed project, the entity will continue to qualify as a disadvantaged community and will receive the prevailing disadvantaged community interest rate and terms.

### **Planning Grants - Disadvantaged Community**

The intent of the planning grant is to assist applicants with the costs of complying with program requirements such as project needs assessments, environmental assessments, energy audits, and the legal and accounting fees that may be associated with the formation of a government entity. Planning Grants are only intended to assist disadvantaged communities that expect to come through the program. One planning grant of up to \$10,000 may be awarded per disadvantaged community, per project. The Authority Board may review and adjust the maximum Planning Grant amount if necessary. Entities that meet the disadvantaged community criteria and have the project on the current year's Intended Use Plan ( in Appendix A - Project Eligibility List) are eligible. Entities that meet the disadvantaged community criteria but are not listed in Appendix A - Project Eligibility List will be required to list the project on the subsequent year's project eligibility list to be considered. Planning Grant requests are included as part of the pre-qualification process and are required to have a pre-qualification meeting with SRF program staff. Currently, both government agencies and private non-profits are eligible for planning grants. Business cases, as defined in the Intended Use Plan, will not be used for determining planning grant eligibility.

Planning grant invoices are paid at an 80:20 ratio to meet a 20 percent match requirement. Planning grant terms are no longer than one year, unless otherwise approved by the authority board or its executive director.

### **Design & Engineering Grants - Disadvantaged Community**

Additional subsidies for the federal fiscal year 2022 will be used to fund design and engineering activities for disadvantaged communities. A project, as approved in the project needs assessment, may be eligible for up to a \$300,000 Design & Engineering grant. The Authority Board may review and adjust the maximum design & engineering grant amount if necessary. The amount of the grant is determined by actual design and engineering fees relative to total project costs. Entities that meet the disadvantaged community criteria with the project on the current year Drinking Water Revolving Fund Intended Use Plan (in Appendix A - Project Eligibility List) are eligible for Design & Engineering Grants. The applicant must submit a project needs assessment and an environmental determination checklist to initiate grant eligibility. Private non-profits are not eligible for Design & Engineering grants.

Design & Engineering grant invoices are paid at an 80:20 ratio to meet a 20 percent match requirement. The 20 percent match portion shall be reimbursed upon execution of the project's Drinking Water Revolving Fund loan. Design & Engineering grants are only intended to assist entities that expect to come

through the program for loan funding. The Design & Engineering grants have an 18-month expiration unless otherwise approved by the authority board or authority executive director.

## **SPECIAL PROJECTS**

The division and staff work together to support the following projects and activities:

- Online project management and project tracking system for program-funded projects.
- Enhance the Drinking Water Excellence Program.

## **EMERGENCY PROCEDURES**

The commission may amend Appendix A: DWRF 2022 Project Eligibility List and Appendix B: DWRF 2022 Project Priority/Fundable List at any time throughout the year to include projects that are determined to be emergency projects needed to prevent or address threats to public health. In cases where the commission determines amendments will result in substantial changes to Appendix A: DWRF 2022 Project Eligibility List or Appendix B: DWRF 2022 Project Priority/Fundable List, public notice and an opportunity for comment on the proposed inclusions will be provided.

## **SMALL SYSTEMS FUNDING GOAL**

To the extent there are a sufficient number of eligible projects, the state will use at least 15 percent of monies credited to the fund account on an annual basis to provide loan assistance to systems serving 10,000 persons or less. It is anticipated that up to 19 small systems, with populations less than 10,000, could be funded in 2022, for a total of up to \$108 million in project costs. To further the small system-funding goal in 2021, planning grants are available to assist small public water systems. Design/engineering grants are also available to assist small governmental public water systems.

## **Financial Status**

---

As of June 30, 2021:

- 92 Drinking Water Revolving Fund direct loans totaling \$105,317,432.
- 46 Drinking Water Revolving Fund leveraged loans totaling \$510,845,254.
- 145 disadvantaged community loans totaling \$108,448,016 were administered or are currently being administered by the state.
- In addition, as of December 31, 2011, 24 American Recovery and Reinvestment Act loans including principal forgiveness totaling \$32,290,880 were administered by the state.
- The total loan amount for the 308 loans is \$757,451,582.

A federally capitalized Drinking Water Revolving Fund was authorized by the 1996 Amendments to the Safe Drinking Water Act and established in Colorado with the receipt of the first capitalization grant in September 1997. The state is required to match the total amount of the federal grant with a 20 percent contribution of state funds. The funds available are displayed in Appendix E: Funds Available to the DWRF Loan Program.

The program provides low interest, low cost of issuance of direct loans. Direct loans are designed for smaller projects, at or under \$3 million, unless otherwise approved by the authority board. Direct loans in excess of \$3 million may be offered based on market conditions. The direct loan sources are capitalization grant funds and/or re-loan funds.

Leveraged loans are designed primarily for investment-grade borrowers with projects over \$3 million. This type of loan is used as security for bonds that are sold to increase the fund's loan capacity. The loan source comes from capitalization grant funds, state match funds and bond proceeds. In 2015, the program started

issuing leveraged loans using a cash flow fund concept, to further enhance the leveraging capabilities and liquidity of the fund. In the future, leveraged loan structures may use the cash flow or reserve fund model based on the authority board's decisions and current economic conditions. From July 1, 2017 thru June 30, 2021, the leveraged loan interest rate was 75-80 percent of the market rate including the administrative fee of up to 1.25 percent. The authority board approved a subsidy range of 70 percent to 80 percent, therefore the leverage loan subsidy can vary within this range. The market rate of bonds is determined on the day of sale as the all-in bond yield, or all costs considered, of the AAA-rated drinking water revenue bonds or state revolving fund bonds sold by the authority. The authority board determines the interest rate for direct loans and the interest rate subsidy for leveraged loans. The authority board may also adjust the leveraged loan subsidy and establish a minimum interest rate floor for leveraged loans based on market conditions to maintain adequate administrative fees.

Administrative fee income is deposited into an account separate from the fund and is used for the agencies' staffing and operations expenses. Administrative fee income will continue to partially fund planning grants in 2021. Administrative fee income, as available, is used to reimburse the authority for state match funds deposited to the fund. The program reserves the right to accrue up to 1.25 percent administrative fee on all loans if it is determined that additional funds are needed to cover administrative costs and/or repay the state match provided by the authority. Up to \$1 million of Water Pollution Control Revolving Fund administrative fees collected from loans may be transferred to the Drinking Water Revolving Fund to pay for administrative costs of the Drinking Water Revolving Fund.

Administrative fees received from Drinking Water Revolving Fund loans for 2022 are estimated at \$4,236,247. These funds are used for direct program costs, including but not limited to: legal fees, accounting fees, trustee fees, other consultant fees, labor and overhead allocations of the authority, division and DLG. Total costs for administration of the fund are estimated at \$2,500,000 and exclude any state match repayment. A portion of the state match may be paid from Drinking Water Revolving Fund set-aside grant monies. Appendix F: Administrative Fee Account consists of a table showing the administrative fee account activity since inception.

Each year, the eligibility list needs are compared against the loan capacity of the fund. Current needs exceed \$14 billion. Continued leveraging assists more communities on the project eligibility list (Appendix A: DWRF 2022 Project Eligibility List) to achieve compliance with the Safe Drinking Water Act. To date, the leveraged loan rates have been in the range of 1.28 percent to 4.60 percent. Although no interest income on the grant funds and state match funds accrue to the fund from leveraged loans, the perpetual nature of the fund remains in place. For more detail, please see Attachment III: Calculation of DWRF Loan Capacity for 2022.

Through June 30, 2021, the state received a total of \$421,897,600 in federal capitalization grants (including the \$6,666,667 transfer back to the Water Pollution Control Revolving Fund in 2003). Of this amount, \$109,986,253 was set-aside for non-loan activities. A history of loans issued may be found in Appendix C: Loan Summary Report. The state expects to receive but is unable to anticipate, the amount and funding levels of the federal fiscal year 2022 capitalization grant. For appendices and table purposes, the 2020 amounts were assumed for 2022. The 2021 DWRF Capitalization Grant was awarded on July 9, 2021. These numbers include the 2021 DWRF Capitalization Grant.

Appendix B: DWRF 2022 Project Priority / Fundable List documents sixteen additional projects that completed a preliminary eligibility assessment through August 2021. These sixteen projects identified eligible project costs of \$165,303,196. Based on the 2022 eligibility survey responses, 44 new projects were added to Appendix A: Drinking Water Revolving Fund 2022 Project Eligibility List in the amount of \$990,841,416.

## PROPORTIONALITY

The State of Colorado meets the proportionality regulations as required by the EPA.

## TRANSFER ACTIVITIES

As authorized by Congress, Section 302 of the Safe Drinking Water Act authorizes a state to transfer up to 33 percent of the capitalization grant (in a fiscal year) from one revolving fund to the other, i.e. from the Drinking Water Revolving Fund to the Water Pollution Control State Revolving Fund and vice-versa. In turn, 33 percent of the cumulative capitalization grants for federal fiscal years 1997-2020 (total DWRf grants at \$399,961,600) may be reserved from the Drinking Water Revolving Fund and transferred to the Water Pollution Control Revolving Fund and vice versa. For more details, refer to the table in Attachment IV: Net Funds Available for Transfer, which itemizes the amount of net State Revolving Fund program monies available for transfer between the two funds.

Based on the commission and governor's approval, a transfer of no more than \$10 million may be made in 2022. If a transfer is pursued, a stakeholder group will be notified of the state's intent to transfer funds. The exact amount of the transfer will be determined based on the demands of the two revolving funds. None of the transferred funds will be used for administrative purposes. With the statutory language approved by the Colorado State General Assembly in 2002, transfers can be made from one account to the other with appropriate approvals.

Given the low level of remaining grant monies in the fund, a 2022 transfer of grant funds from the Drinking Water Revolving Fund is unlikely. It is estimated that a transfer of \$5 - \$10 million to or from either fund will reduce the level of that program by an additional \$1 - \$2.5 million per year over the next 20 years. The Drinking Water Revolving Fund set-asides would not be affected, and the remainder of the allocation would be deposited into the revolving fund.

## CROSS-COLLATERALIZATION ACTIVITIES

Beginning in calendar year 1999, the two revolving funds cross-collateralized or pledged monies on deposits in one fund act as additional security for bonds secured by monies on deposits in the other fund. This mechanism was utilized for both programs in 1999 and, as a result, the bond ratings for both programs were upgraded to AAA by all three bond rating agencies. This upgrade translates to lower interest rates, and therefore, more savings for the borrowers of both programs. These savings continue today.

## OPERATOR CERTIFICATION

The 1996 amendments to the federal Safe Drinking Water Act required the states to develop certification programs for operators of water treatment plants and distribution systems. House Bill 00-1431 adopted by the Colorado General Assembly revised the existing Colorado operators certification program, in part to meet the new federal requirements. In accordance with revised state statute, the division and the Water and Wastewater Facility Operators Certification Board have developed a program to implement federal requirements. HB20-1215 reauthorized the water and wastewater operator certification program through 2031. The EPA approved the program. More detail on the program may be found at the ([Facility operator certification](#)) webpage.

## PRIVATE NON-PROFIT PUBLIC WATER SYSTEMS

In May of 2015, Governor Hickenlooper signed Senate Bill 15-121 that amended the authority's statute to allow private, non-profit public water systems, with projects listed on the Drinking Water Revolving Fund eligibility list, to receive financial assistance. The authority board approved the funding parameters and eligibility for private non-profit public water systems. These systems are considered the same as

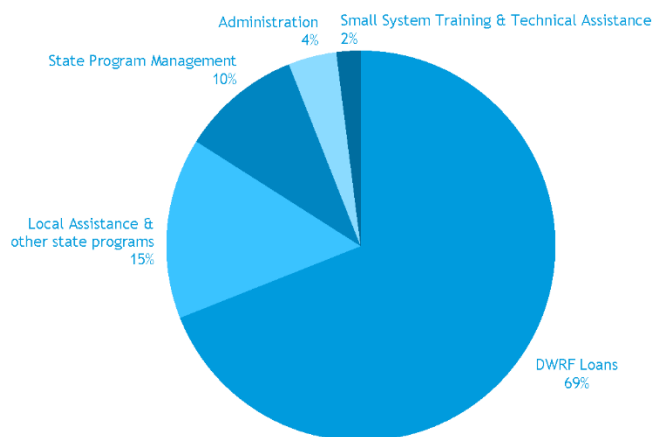


government agencies, with some exceptions as outlined in this IUP. Similar to government agencies, private, non-profit public water system projects are evaluated on a case-by-case basis and may require additional covenants and conditions to ensure the success of projects and the perpetuity of the Drinking Water Revolving Fund.

## Set-Aside Activities

Colorado may set-aside up to 31 percent of the capitalization grant for non-project, or set-aside activities that are necessary to accomplish the requirements of the Safe Drinking Water Act. Work plans are developed and submitted to EPA describing activities to be accomplished with the fund. The authority provides the 20 percent state match to receive the federal capitalization grant. Since the federal fiscal year 2002 grant, the 20 percent match for the set-aside portion comes from the loan administrative fee account. There is no longer a 1:1 match required for the Public Water System Supervision program per the 2017 Water Infrastructure Improvements to the Nation (WIIN) Act.

**COLORADO DWRF CAPITALIZATION GRANT USES**



It is the division's responsibility to determine the amount of funds necessary under each set-aside and to meet the obligations of the Safe Drinking Water Act. The financial status of the set-asides are summarized in Appendix D: Set-Aside Activity. The administration of the 2021 set-aside funds are listed below.

The federal fiscal year 2021 capitalization grant amount was \$21,753,000. A description of each set-aside and the funding earmarked from the 2021 capitalization grant for each activity is detailed below.

FFY 20 Colorado Set Aside Request Summary**		
Administration and Technical Assistance	4%	\$869,400,
Small System Training and Technical Assistance (SSTTA)	2%	\$434,700
State Program Management	10%	\$2,173,500
Local Assistance and Other State Programs	15%	\$3,260,250
*Capacity Development	10%	\$2,173,500
*Wellhead Protection	5%	\$1,086,750
<b>Total</b>		<b>\$6,737,850</b>

\*included in local assistance and other state program percentages.

\*\* 2020 DWRF capitalization grant was awarded on April 28, 2020. These numbers include the 2020 DWRF capitalization grant.

## **ADMINISTRATION AND TECHNICAL ASSISTANCE SET-ASIDE (4%)**

### **Federal Fiscal Year 2021 - Requested Amount \$869,400**

These monies support ongoing administration of the fund and may also support technical assistance to public water systems (established if Colorado opts to submit an EPA-approved technical assistance work plan). Whether or not a work plan is approved, Colorado intends to take the full set-aside.

#### ***Use of funds and expected accomplishments***

Funds are used to cover administrative and technical assistance expenses related to projects and activities authorized under the Safe Drinking Water Act, including the provision of technical assistance to public water systems as identified in the EPA-approved work plan.

## **SMALL SYSTEM TRAINING AND TECHNICAL ASSISTANCE (SSTTA) (2%)**

### **Federal Fiscal Year 2021 - Requested Amount \$434,700**

These monies support ongoing training and technical assistance to small systems serving less than 10,000 people established in the EPA-approved work plan focusing on the capacity development strategy. Colorado intends to take the full set-aside.

#### ***Use of funds and expected accomplishments***

Funds are used to provide technical assistance and training programs for small systems. A portion of the technical assistance provided may be concurrent with sanitary surveys conducted at small water systems.

## **STATE PROGRAM MANAGEMENT (10%)**

### **Federal Fiscal Year 2021 - Requested Amount \$2,173,500**

This amount covers administration of the state Public Water System Supervision (PWSS) program established in the EPA-approved state program management work plan.

Colorado intends to take the full set-aside amount.

#### ***Use of funds and expected accomplishments***

A portion of this set-aside will be used to support staff to accomplish Safe Drinking Water Act program requirements including:

- Data management system upgrades and maintenance.
- Improved system communication resulting in compliance progress and attainment.
- Effective program oversight, compliance assurance, enforcement, rule adoption, regulatory development, public water system assistance and capacity development.
- Staffing for engineering, compliance assurance, compliance assistance, rule management, data management, enforcement, administration, sampling, SWAP support, sanitary surveys, program management, contract oversight, early rule implementation, training and technical assistance and for implementing a capacity development strategy.
- Computer acquisition and employee expenses including furniture, vehicles, operational costs and indirect costs.

## LOCAL ASSISTANCE AND OTHER STATE PROGRAMS (15%)

### Federal Fiscal Year 2021 - Requested Amount \$3,260,250

This amount provides assistance with five activities: capacity development programs, wellhead protection program, source water protection activities (SWAP), SWAP land acquisition and SWAP implementation. Colorado intends to take the full set-aside, 15 percent from the capitalization grant. However, no more than 10 percent may be allocated for any single activity. See the requested amounts and targets below.

## CAPACITY DEVELOPMENT (10%)

### Federal Fiscal Year 2021 - Requested Amount \$2,173,500

This amount is to assist new and existing systems to achieve and maintain technical, managerial and financial capacity as well as to support SWAP activities.

#### *Use of funds and expected accomplishments*

- Implement the Safe Drinking Water Program capacity development strategy.
- Support and maintain a source-water assessment and protection program (SWAP) which provides the public with information about their drinking water and creates a way for the community to get involved with protecting the quality of their drinking water.
- Provide continued one-on-one water system training and technical assistance.
- Utilize system self-reported data and information as well as the list of enforcement actions and input from compliance staff to proactively identify trends that suggest a system might lack technical, managerial or financial capacity and prioritize assistance efforts.
- Support and enhance the efforts of the Safe Drinking Water Program to monitor water system compliance via water quality laws and regulations to detect non-compliance and respond to violations quickly, fairly and consistently to limit the risk of harm to public health and the environment.
- Support and enhance the efforts of the Safe Drinking Water Program to conduct sanitary surveys of public water systems, review public water system designs for conformance with design criteria, prepare and distribute technical assistance materials and track system compliance with follow-up requirements.
- Collaborate with division staff to leverage and focus resources on systems with issues that are indicative of a lack of capacity. This may include but is not limited to disinfection, disinfection byproduct and/or radionuclide issues.
- Partner with drinking water technical assistance providers, associations and other non-profit organizations to apply resources to assist systems of concern.
- Support collaboration among all drinking water systems, assist smaller systems in understanding their problems and potential solutions. Use performance-based approaches to develop training.
- Support and enhance the efforts of the Safe Drinking Water Program to promote treatment process optimization and provide training and recognition for surface water treatment facilities in Colorado.
- Support and provide comprehensive cooperation in inspections, enforcement, compliance assistance, and technical assistance coaching where possible; conserve resources where practical.
- Provide technical expertise and assistance to local watershed initiatives, local governments, and community and non-community drinking water systems in obtaining technical and financial assistance to develop, implement and ensure long-term success of source water protection plans.
- Conduct technical, managerial and financial capacity reviews for all new water systems and water systems applying for Drinking Water Revolving Fund loans to ensure these systems will operate into

the future with fewer difficulties, be financially secure and managed with the best interests of the water users in mind.

- Enhance communication and collaboration with the Colorado operator certification program to ensure that available training services meet operator training needs and professional development goals. Identify and overcome barriers associated with cross-program work planning and coordination.
- Continue to foster partnerships through Colorado's water/wastewater agency response network and national incident management system initiative to promote security and all-hazards preparedness throughout the state's drinking water community.
- Maintain staff support related to the above activities, including grant and contract management when activities are performed by a third-party.

## **WELLHEAD PROTECTION PROGRAM (WPP) (5%)**

### **Federal Fiscal Year 2021 Requested Amount \$1,086,750**

This is to delineate and assess source water areas for groundwater systems, produce new wellhead protection/source water protection assessment reports as necessary, and support development and implementation of local source water protection plans.

#### ***Use of funds and expected accomplishments***

- Completion of new and/or revised ground water source water delineations.
- Enhanced groundwater susceptibility assessments to improve compliance.
- Improved ground water protection plans to minimize source contamination.
- Enhanced wellhead protection/source water assessment and protection data management.
- Enhanced community information and education.
- Improved data compilation and reporting.
- Financial and technical assistance to facilitate source water protection plans.
- Coordinate and perform community and non-community groundwater sanitary surveys.
- Perform drinking water design reviews and/or level 2 assessments with consideration of source water protection.
- Provide technical assistance to public water systems concerning source water protection issues and how they may relate to proper water system operations.
- Compilation and reporting of the national source water protection measures to EPA via the Performance Accountability Report (PAR).

## **Public Review and Comment**

---

On September 7, 2021, the commission published this Intended Use Plan and held an administrative action hearing on October 12, 2021, at which time the state's 2022 Intended Use Plan, including the 2022 Drinking Water Revolving Fund project eligibility list and project priority/fundable list, was approved. During the annual project eligibility list survey process, the division contacted government agencies and private nonprofit entities to identify potential projects for the 2022 Drinking Water Revolving Fund - Intended Use Plan. Each year, the plan will be updated to include additional Drinking Water Revolving Fund projects and other appropriate changes. The division will continually seek public review and comment for the proposed list of eligible projects and the Intended Use Plan will be brought to the commission for annual approval.

## Attachment I: Drinking Water Revolving Fund Priority Scoring Model

Drinking Water Quality and Public Health	Points
Project addresses a documented waterborne disease outbreak associated with the system within the last 24 months.	35
Project corrects or prevents violations of MCLs (primary standards) <sup>1</sup> .	
• Nitrate, nitrite, TCR.	30
• Total trihalomethanes, total haloacetic acids.	25
• Arsenic, selenium.	20
• Other regulated contaminants.	15
Project corrects or prevents exceedances of MCLs for radionuclides.	35
Project corrects inadequate treatment techniques that are unable to satisfy the requirements for:	
• Surface water.	
• GWUDI.	20
• Groundwater.	
Project corrects exceedances of secondary drinking water standards.	10
System has inadequate supply* to meet all current domestic water supply demands. *System must provide records of water usage to substantiate supply is inadequate.	25
Project will correct or prevent:	
• Inadequate distribution due to system deterioration (e.g., experiencing multiple line breakages).	20
• Inadequate distribution due to chronic low pressure.	15
• Inadequate storage.	10
• Demand exceeding design capacity.	5
Project incorporates fluoridation.	10
Affordability*	Points
Median Household Income (MHI) of the service area.	
• <50% of state MHI	35
• From 50% to 80% of state MHI.	20
• From 81% to 100% of state MHI.	5
• >100% of state MHI.	0

Affordability Continued	Points
User Fees (projected water rate at 110%/tap/MHI):	
• Rates are >1.57%.	45
• Rates from 1.12% to 1.56%.	25
OR	
User Fees for a combined water & sewer fund (projected combined rates at 110%/tap/MHI)	
• Rates are >2.72%	45
• Rates from 2.02% to 2.71%.	25
Projected water debt per tap compared to MHV	
• Debt is >1.08%.	45
• Debt from 0.37% to 1.07%.	25
OR	
Projected water & sewer debt (for combined systems) per tap compared to MHV:	
• Debt is >2.03%.	40
• Debt from 0.92% to 2.01%.	20
Population served criteria:	
• <500.	35
• From 500 to 999.	25
• From 1,000 to 1,999.	20
• From 2,000 to 4,999.	15
• From 5,000 to 10,000.	5
• >10,000.	0
Assessed Value/Household	
• Assessed Value per household is <\$9,914.	35
• Assessed Value per household from \$9,915 to \$20,104.	20
• Assessed Value per household from \$20,105 to \$36,332.	10
• Assessed Value per household is greater than \$36,333.	0

\*Affordability criteria are based on the most current available DAC benchmarks.

CPDWR Compliance	Points
Project addresses an enforcement action by a regulatory agency and the facility is currently in violation of CPDWRs.	30
Project addresses a facility's voluntary efforts to resolve a possible violation and will mitigate the issuance of a consent order, notice of violation or other enforcement action.	20
Project is designed to maintain CPDWR compliance, meet new requirements, or address contaminants included in the priority list submitted by the Division to the Commission for which standards may be considered.	15

System is currently meeting all CPDWRs.	10
<b>Source Protection and Conservation</b>	<b>Points</b>
Project addresses vulnerability to potential pollution by conditions identified in an approved source water protection area assessment:	
<ul style="list-style-type: none"> <li>• Point source discharge within a delineated area.</li> <li>• Areas impacted by agricultural chemical use or run-off.</li> <li>• Area subject to oil/gas/mineral operations.</li> <li>• Unprotected watershed area.</li> </ul>	15 (for one or more)
Project establishes a protective zone to address potential pollution as a result of wildfires in burn scar areas.	10
Utility rate structure currently in place:	
<ul style="list-style-type: none"> <li>• Increasing block rates.</li> <li>• Seasonal rates.</li> <li>• Uniform.</li> </ul>	15 10 0
Project will implement water metering, leak detection and/or other water conservation and efficiency infrastructure applications at a minimum of 20% of total project costs.	10
<b>Sustainability*</b>	<b>Points</b>
Project seeks to:	
<ul style="list-style-type: none"> <li>• Correct compliance issues, water quality problems, and/or water supply problems through physical consolidation and regionalization of water systems.</li> <li>• Correct and/or improve security of the water system.</li> <li>• Incorporate beneficial uses of water treatment plant sludge and/or alternative concentrate management options in an approved Beneficial Use Plan<sup>2</sup>.</li> </ul>	10 10 10
Project promotes sustainable utilities and/or communities through a utility management plan that:	
<ul style="list-style-type: none"> <li>• Secures a replacement fund for the rehabilitation and replacement of aging and deteriorating infrastructure as needed.</li> <li>• Provides sufficient revenues to meet O&amp;M and capital needs.</li> <li>• Demonstrates that the facility has maintained licensed/certified operators, adequate staffing to properly operate and maintain the facility and will continue to do so.</li> <li>• Incorporates a fix-it-first planning methodology.</li> </ul>	5 5 5 5
<b>Readiness to Proceed</b>	<b>Points</b>
Project has secured one or more of the following:	
<ul style="list-style-type: none"> <li>• Plans and specifications approved.</li> </ul>	10
Project has funding secured by multiple assistance provider	10

<sup>1</sup> This accommodates repeat violations and provides indicators for both chronic and acute health hazards

<sup>2</sup> The Hazardous Materials and Waste Management Division is the agency responsible for implementing the Regulations Pertaining to the Beneficial Use of Water Treatment Sludge and Fees applicable to the Beneficial Use of Sludges pursuant to 5CCR1003-7.



## Attachment II: Application of Additional Subsidization

Additional Subsidization	
Additional subsidization points = (Affordability Score + Water Quality & Public Health +CWPDR Compliance)	Maximum Percent of Loan Principal as Principal Forgiveness*
≥170 points or addresses a highest priority Water Quality & Public Health project**	80% principal forgiveness
140-170 points	60% principal forgiveness
100-139 points	40% principal forgiveness
<100 points	20% principal forgiveness

\*No one project can receive more than 50 percent of the total amount of funds that have been allocated for additional subsidization for that fiscal year. For example, if Colorado has allocated \$2 million for FY2021 to be provided as additional subsidization, no project can receive more than \$1 million in principal forgiveness. The additional subsidy is in addition to design/engineering grants. The authority board may review and adjust the maximum percent of loan principal forgiveness if needed to meet program financial requirements.

\*\*Highest priority projects are a single category from the Water Quality & Public Health section of the priority scoring table that score ≥ 30 pts. These are projects that address Waterborne Disease outbreaks (35 pts), Nitrate/Nitrite or TCR (30 pts), and Radionuclides (35 pts).

## Attachment III: Estimated Loan Capacity for 2022

Estimated Loan Capacity for 2021		
DWRF capitalization grants (to be used for loans)		\$296,713,197
DWRF capitalization grant obligated for loans	<i>as of 6/30/2021</i>	\$294,865,571
Total capitalization grant funds available to be obligated for new loans	<i>6/30/2021</i>	\$1,847,626
2021 Capitalization Grant - project funds only*		\$14,997,150
Estimated 2022 Capitalization Grant - project funds only		\$14,997,150
less: transfer to WPCRF in 2021		-
<b>Total grant funds available to obligate for future loans</b>		<b>\$31,841,926</b>
Re-loan funds available for future loans in re-loan account	<i>as of 6/30/2020</i>	\$75,811,895
plus: de-allocation of reserves and transfer to re-loan	<i>on 9/1/2021</i>	\$15,238,378
plus: de-allocation of reserves and transfer to re-loan	<i>on 9/1/2022</i>	\$19,634,976
<b>Total re-loan funds available</b>		<b>\$110,685,339</b>
<b>Total grant plus re-loan funds</b>		<b>\$142,527,265</b>
less: Open pool loans remaining balance	<i>as of 6/30/2021</i>	\$61,986,109
less: Open pool loans approved but not executed		\$0
<b>Total funds available</b>		<b>\$80,541,156</b>
Leveraged Loans x 1.3		\$104,703,503
<b>2021 DWRF Loan Capacity Estimate</b>		<b>\$104,703,503</b>

\*The 2020 DWRF Capitalization Grant was awarded on July 9, 2021.  
These numbers are included to reflect this grant.

## Attachment IV: Net Funds Available for Transfer

Year	Transaction	Banked Transfer Ceiling	Transferred from WPCRF -DWRf	Transferred from DWRf-WPCRF	WPCRF Funds Available for Transfer	DWRf Funds Available for Transfer
1997	CG Award	\$5.6	-----	-----	\$5.6*	\$5.6*
1998	CG Award	\$8.8	-----	-----	\$8.8	\$8.8
1999	CG Award	\$12.1	-----	-----	\$12.1	\$12.1
1999	Transfer	\$12.1	\$6.7**	-----	\$5.4	\$18.8
2000	CG Award	\$15.6	-----	-----	\$8.9	\$22.3
2001	CG Award	\$19.1	-----	-----	\$12.4	\$25.8
2002	CG Award	\$23.6	-----	-----	\$16.9	\$30.3
2003	CG Award	\$28.0	-----	-----	\$21.3	\$34.7
2003	Transfer	\$28.0	-----	\$6.7**	\$28.0	\$28.0
2004	CG Award	\$32.2	-----	-----	\$32.2	\$32.2
2005	CG Award	\$36.7	-----	-----	\$36.7	\$36.7
2006	CG Award	\$41.5	-----	-----	\$41.5	\$41.5
2007	CG Award	\$46.3	-----	-----	\$46.3	\$46.3
2008	CG Award	\$51.0	-----	-----	\$51.0	\$51.0
2009	CG Award	\$55.7	-----	-----	\$55.7	\$55.7
2010	CG Award	\$75.1	-----	-----	\$75.1	\$75.1
2011	CG Award	\$80.5	-----	-----	\$80.5	\$80.5
2012	CG Award	\$85.8	-----	-----	\$85.8	\$85.8
2013	CG Award	\$90.8	-----	-----	\$90.8	\$90.8
2014	CG Award	\$95.8	-----	-----	\$95.8	\$95.8
2015	CG Award	\$101.0	-----	-----	\$101.0	\$101.0
2016	CG Award	\$105.7	-----	-----	\$105.7	\$105.7
2017	CG Award	\$110.4	-----	-----	\$110.4	\$110.4
2018	CG Award	\$117.6	-----	-----	\$117.6	\$117.6
2019	CG Award	\$124.8	-----	-----	\$124.8	\$124.8
2020	CG Award	\$132.0	-----	-----	\$132.0	\$132.0
2021***	CG Award	\$139.2	-----	-----	\$139.2	\$139.2

All dollar figures are in millions.

\* **Transfers** could not occur until one year after the Drinking Water Revolving Fund was established.

\*\* \$6.7 million Capitalization Grant funds.

\*\*\* The 2021 DWRf Capitalization Grant was awarded on July 9, 2021. These numbers are included to reflect the Grant.

**DRINKING WATER REVOLVING FUND (DWRF) LOAN PROGRAM**  
**2022 INTENDED USE PLAN**  
**APPENDIX A - PROJECT ELIGIBILITY LIST**

PWSID Number	Project Number	Entity	Project Name	Project City	Project County	Project Description	Project Cost	Population	Entity Type
CO0121025	140010D	Academy Water and Sanitation District		Colorado Springs	El Paso	Improvement/Expansion of Water Treatment Facilities; Construction or Rehabilitation of Distribution and/or Transmission Lines; Water Storage Facilities; Water Supply Facilities; Water Meters; Source Water Protection Plan	\$2,150,000	810	Gov
CO0201002	210010D	Adams County	Riverdale Regional Park	Brighton	Adams	Improvement/Expansion of Water Treatment Facilities; Connection to a New or Existing Water Treatment Facility; Construction or Rehabilitation of Distribution and/or Transmission Lines; Water Storage Facilities; Water Supply Facilities	\$7,000,000	868	Gov
CO0154108	220010D	Agate Creek Preserve Homeowners Association		Steamboat Springs	Routt	Improvement/Expansion of Water Treatment Facilities; Construction or Rehabilitation of Distribution and/or Transmission Lines; Water Storage Facilities; Water Supply Facilities; Water Meters	\$861,000	23	PNFP
CO0120001	200010D	Agate Water Association		Agate	Elbert	Improvement/Expansion of Water Treatment Facilities; Construction or Rehabilitation of Distribution and/or Transmission Lines; Water Storage Facilities; Water Supply Facilities; Water Meters	\$3,500,000	90	PNFP
CO0136100	130350D	Aguilar, Town of		Aguilar	Las Animas	New Water Treatment Facilities; Improvement/Expansion of Water Treatment Facilities; Construction or Rehabilitation of Distribution and/or Transmission Lines; Water Storage Facilities; Water Supply Facilities; Water Meters	\$22,700,000	497	Gov
CO0161001	140020D	Akron, Town of		Akron	Washington	New Water Treatment Facilities; Improvement/Expansion of Water Treatment Facilities; Consolidation of Water Treatment Facilities; Construction or Rehabilitation of Distribution and/or Transmission Lines; Water Storage Facilities; Water Supply Facilities; Water Meters; Source Water Protection Plan; Green Infrastructure	\$730,000	1,723	Gov
CO0130116	190100D	Alameda Water and Sanitation District		Lakewood	Jefferson	Construction or Rehabilitation of Distribution and/or Transmission Lines	\$3,000,000	1,650	Gov
CO0102100	140030D	Alamosa, City of		Alamosa	Alamosa	New Water Treatment Facilities; Improvement/Expansion of Water Treatment Facilities; Consolidation of Water Treatment Facilities; Connection to a New or Existing Water Treatment Facility; Construction or Rehabilitation of Distribution and/or Transmission Lines; Water Storage Facilities; Water Supply Facilities; Water Meters; Water Rights; Source Water Protection Plan; Green Infrastructure	\$7,200,000	9,441	Gov
CO0147001	140050D	Alma, Town of		Alma	Park	Improvement/Expansion of Water Treatment Facilities; Water Meters; Green Infrastructure	\$400,000	290	Gov
CO0154117	220020D	Alpine Mountain Ranch Metropolitan District		Steamboat Springs	Routt	Improvement/Expansion of Water Treatment Facilities; Construction or Rehabilitation of Distribution and/or Transmission Lines; Water Storage Facilities	\$1,400,000	25	Gov
CO0160175	140080D	Arabian Acres Metropolitan District		Golden	Teller	New Water Treatment Facilities; Improvement/Expansion of Water Treatment Facilities; Consolidation of Water Treatment Facilities; Connection to a New or Existing Water Treatment Facility; Construction or Rehabilitation of Distribution and/or Transmission Lines; Water Storage Facilities; Water Supply Facilities; Source Water Protection Plan	\$1,080,000	392	Gov
CO0103095	143540D	Arapahoe County	Galbraith Estates	Strasburg	Arapahoe	Improvement/Expansion of Water Treatment Facilities; Water Supply Facilities	\$225,000	17	PNFP
CO0203002	220040D	Arapahoe County Water and Wastewater Authority		Centennial	Arapahoe	Improvement/Expansion of Water Treatment Facilities; Construction or Rehabilitation of Distribution and/or Transmission Lines; Water Storage Facilities	\$12,200,000	31,000	Gov
CO0162121	200020D	Aristocrat Ranchettes		Fort Lupton	Weld	Improvement/Expansion of Water Treatment Facilities; Connection to a New or Existing Water Treatment Facility; Construction or Rehabilitation of Distribution and/or Transmission Lines; Water Storage Facilities; Water Meters	\$1,375,000	1,344	PNFP

**DRINKING WATER REVOLVING FUND (DWRF) LOAN PROGRAM**  
**2022 INTENDED USE PLAN**  
**APPENDIX A - PROJECT ELIGIBILITY LIST**

PWSID Number	Project Number	Entity	Project Name	Project City	Project County	Project Description	Project Cost	Population	Entity Type
CO0137001	140090D	Arriba, Town of		Arriba	Lincoln	Improvement/Expansion of Water Treatment Facilities; Connection to a New or Existing Water Treatment Facility; Construction or Rehabilitation of Distribution and/or Transmission Lines; Water Storage Facilities; Water Supply Facilities; Water Meters; Source Water Protection Plan; Green Infrastructure	\$4,175,000	194	Gov
CO0130001	130130D	Arvada, City of		Arvada	Jefferson	Improvement/Expansion of Water Treatment Facilities; Construction or Rehabilitation of Distribution and/or Transmission Lines; Water Storage Facilities; Water Supply Facilities; Water Meter	\$203,200,000	115,000	Gov
CO0230036	143550D	Aspen Park Metropolitan District		Greenwood Village	Jefferson	Improvement/Expansion of Water Treatment Facilities; Connection to a New or Existing Water Treatment Facility; Construction or Rehabilitation of Distribution and/or Transmission Lines; Water Storage Facilities; Water Supply Facilities; Water Meters; Water Rights; Source Water Protection Plan; Green Infrastructure	\$1,100,000	200	Gov
CO0149122	210020D	Aspen, City of		Aspen	Pitkin	New Water Treatment Facilities; Improvement/Expansion of Water Treatment Facilities; Construction or Rehabilitation of Distribution and/or Transmission Lines; Water Storage Facilities; Water Supply Facilities; Water Meters; Water Rights; Source Water Protection Plan	\$70,000,000	7,000	Gov
CO0162125	200030D	Ault, Town of		Ault	Weld	Construction or Rehabilitation of Distribution and/or Transmission Lines; Water Storage Facilities	\$4,300,000	1,800	Gov
CO0103005	140130D	Aurora, City of		Aurora	Arapahoe	Improvement/Expansion of Water Treatment Facilities; Construction or Rehabilitation of Distribution and/or Transmission Lines; Water Storage Facilities; Water Supply Facilities; Water Meters; Water Rights; Source Water Protection Plan; Green Infrastructure	\$1,712,319,684	381,057	Gov
CO0151050	160060D	Avondale Water and Sanitation District		Avondale	Pueblo	Improvement/Expansion of Water Treatment Facilities; Construction or Rehabilitation of Distribution and/or Transmission Lines; Water Storage Facilities; Water Supply Facilities	\$1,800,000	1,500	Gov
CO0155200	960060D	Baca Grande Water and Sanitation District		Crestone	Saguache	Improvement/Expansion of Water Treatment Facilities; Consolidation of Water Treatment Facilities; Construction or Rehabilitation of Distribution and/or Transmission Lines; Water Storage Facilities; Water Meters; Water Rights; Green Infrastructure	\$9,527,410	1,200	Gov
CO0147010	190120D	Bailey Water and Sanitation District		Bailey	Park	New Water Treatment Facilities; Improvement/Expansion of Water Treatment Facilities; Construction or Rehabilitation of Distribution and/or Transmission Lines; Water Storage Facilities; Water Supply Facilities; Source Water Protection Plan	\$1,760,000	300	Gov
CO0123710	210390D	Basalt, Town of		Basalt	Eagle Pitkin	Improvement/Expansion of Water Treatment Facilities; Construction or Rehabilitation of Distribution and/or Transmission Lines; Water Storage Facilities; Water Meters	\$3,100,000	4,412	Gov
CO0107135	140140D	Baseline Water District		Boulder	Boulder	Construction or Rehabilitation of Distribution and/or Transmission Lines; Water Meters	\$2,075,000	1,000	Gov
CO0134030	140150D	Bayfield, Town of		Bayfield	La Plata	Construction or Rehabilitation of Distribution and/or Transmission Lines	\$3,000,000	2,700	Gov
CO0214142	180020D	Bear Creek Land Owners Association		Antonitio	Conejos	Improvement/Expansion of Water Treatment Facilities; Construction or Rehabilitation of Distribution and/or Transmission Lines; Water Supply Facilities	\$1,600,000	160	PNFP
CO0118002	140170D	Bell Mountain Ranch Metropolitan District	BMR Metro District	Greenwood Village	Douglas	Consolidation of Water Treatment Facilities; Construction or Rehabilitation of Distribution and/or Transmission Lines; Water Storage Facilities; Green Infrastructure	\$3,200,000	1,200	Gov

**DRINKING WATER REVOLVING FUND (DWRF) LOAN PROGRAM**  
**2022 INTENDED USE PLAN**  
**APPENDIX A - PROJECT ELIGIBILITY LIST**

PWSID Number	Project Number	Entity	Project Name	Project City	Project County	Project Description	Project Cost	Population	Entity Type
CO0101020	960070D	Bennett, Town of		Bennett	Adams	New Water Treatment Facilities; Improvement/Expansion of Water Treatment Facilities; Consolidation of Water Treatment Facilities; Connection to a New or Existing Water Treatment Facility; Construction or Rehabilitation of Distribution and/or Transmission Lines; Water Storage Facilities; Water Supply Facilities; Water Meters; Water Rights; Source Water Protection Plan; Green Infrastructure	\$139,520,000	3,000	Gov
CO0116140	200040D	Berkeley Water and Sanitation District		Arvada	Adams	Construction or Rehabilitation of Distribution and/or Transmission Lines	\$1,500,000	4,000	Gov
CO0135138	140200D	Berthoud, Town of		Berthoud	Larimer	Improvement/Expansion of Water Treatment Facilities; Construction or Rehabilitation of Distribution and/or Transmission Lines; Water Storage Facilities	\$21,000,000	8,500	Gov
CO0132001	140210D	Bethune, Town of		Bethune	Kit Carson	Improvement/Expansion of Water Treatment Facilities; Construction or Rehabilitation of Distribution and/or Transmission Lines; Water Storage Facilities; Water Supply Facilities; Water Meters; Source Water Protection Plan; Green Infrastructure	\$470,000	231	Gov
CO0151100	160070D	Beulah Water Works District		Pueblo	Pueblo	Improvement/Expansion of Water Treatment Facilities; Connection to a New or Existing Water Treatment Facility; Construction or Rehabilitation of Distribution and/or Transmission Lines; Water Storage Facilities; Water Supply Facilities; Water Meters	\$8,050,000	400	Gov
CO0135143	200050D	Big Elk Meadows Water Association		Lyons	Boulder	Improvement/Expansion of Water Treatment Facilities; Water Storage Facilities; Source Water Protection Plan	\$1,325,000	221	PNFP
CO0124147	140220D	Black Hawk, City of		Black Hawk	Gilpin	Improvement/Expansion of Water Treatment Facilities; Construction or Rehabilitation of Distribution and/or Transmission Lines; Water Storage Facilities; Water Supply Facilities	\$21,260,000	117	Gov
CO0130005	090710D	Blue Mountain Water District		Golden	Jefferson	Improvement/Expansion of Water Treatment Facilities; Construction or Rehabilitation of Distribution and/or Transmission Lines; Water Storage Facilities; Water Supply Facilities; Water Meters	\$2,100,000	380	Gov
CO0159005	170020D	Blue River Valley Ranch Lakes Association		Silverthorne	Summit	Improvement/Expansion of Water Treatment Facilities; Connection to a New or Existing Water Treatment Facility; Construction or Rehabilitation of Distribution and/or Transmission Lines; Water Storage Facilities; Water Supply Facilities; Water Meters	\$1,400,000	130	PNFP
CO0115152	140250D	Bone Mesa Domestic Water District		Paonia	Delta	Construction or Rehabilitation of Distribution and/or Transmission Lines; Water Meters	\$1,682,171	425	Gov
CO0151150	130570D	Boone, Town of		Boone	Pueblo	New Water Treatment Facilities; Improvement/Expansion of Water Treatment Facilities; Consolidation of Water Treatment Facilities; Connection to a New or Existing Water Treatment Facility; Construction or Rehabilitation of Distribution and/or Transmission Lines; Water Storage Facilities; Water Supply Facilities; Water Meters; Water Rights; Source Water Protection Plan; Green Infrastructure	\$1,990,000	233	Gov
CO0107152	140260D	Boulder, City of		Boulder	Boulder	Improvement/Expansion of Water Treatment Facilities; Construction or Rehabilitation of Distribution and/or Transmission Lines; Water Storage Facilities; Water Supply Facilities; Water Meters; Source Water Protection Plan; Green Infrastructure	\$223,534,072	110,000	Gov
CO0136300	140270D	Branson, Town of		Branson	Las Animas	Improvement/Expansion of Water Treatment Facilities; Construction or Rehabilitation of Distribution and/or Transmission Lines	\$1,393,565	65	Gov

**DRINKING WATER REVOLVING FUND (DWRF) LOAN PROGRAM**  
**2022 INTENDED USE PLAN**  
**APPENDIX A - PROJECT ELIGIBILITY LIST**

PWSID Number	Project Number	Entity	Project Name	Project City	Project County	Project Description	Project Cost	Population	Entity Type
CO0159020	140280D	Breckenridge, Town of		Breckenridge	Summit	New Water Treatment Facilities; Improvement/Expansion of Water Treatment Facilities; Connection to a New or Existing Water Treatment Facility; Construction or Rehabilitation of Distribution and/or Transmission Lines; Water Storage Facilities; Water Meters	\$132,719,000	36,000	Gov
CO0101025	170030D	Brighton, City of		Brighton	Adams, Weld	Improvement/Expansion of Water Treatment Facilities; Construction or Rehabilitation of Distribution and/or Transmission Lines; Water Storage Facilities; Water Supply Facilities; Water Meters	\$170,500,000	42,000	Gov
CO0150200	140290D	Bristol Water and Sanitation District		Bristol	Prowers	Improvement/Expansion of Water Treatment Facilities; Construction or Rehabilitation of Distribution and/or Transmission Lines; Source Water Protection Plan; Green Infrastructure	\$375,000	150	Gov
CO0130010	160080D	Brook Forest Water District		Evergreen	Jefferson	Construction or Rehabilitation of Distribution and/or Transmission Lines	\$850,000	994	Gov
CO0122050	140300D	Brookside, Town of		Brookside	Fremont	New Water Treatment Facilities; Improvement/Expansion of Water Treatment Facilities; Consolidation of Water Treatment Facilities; Construction or Rehabilitation of Distribution and/or Transmission Lines; Water Storage Facilities; Water Supply Facilities; Water Meters; Water Rights; Source Water Protection Plan; Green Infrastructure	\$650,000	216	Gov
CO0107155	130170D	Broomfield, City and County of		Broomfield	Broomfield	Improvement/Expansion of Water Treatment Facilities	\$20,000,000	100,000	Gov
CO0144001	143660D	Brush, City of		Brush	Morgan	Construction or Rehabilitation of Distribution and/or Transmission Lines	\$877,750	5,400	Gov
CO0108300	140320D	Buena Vista, Town of		Buena Vista	Chaffee	Improvement/Expansion of Water Treatment Facilities; Construction or Rehabilitation of Distribution and/or Transmission Lines; Water Supply Facilities; Source Water Protection Plan	\$12,250,000	3,721	Gov
CO0130015	130630D	Buffalo Creek Water District		Buffalo Creek	Jefferson	Improvement/Expansion of Water Treatment Facilities; Construction or Rehabilitation of Distribution and/or Transmission Lines; Water Storage Facilities; Water Supply Facilities; Water Meters	\$320,700	125	Gov
CO0159025	160090D	Buffalo Mountain Metropolitan District		Silverthorne	Summit	Improvement/Expansion of Water Treatment Facilities; Construction or Rehabilitation of Distribution and/or Transmission Lines; Water Storage Facilities; Water Supply Facilities; Water Rights	\$27,000,000	8,000	Gov
CO0132005	961890D	Burlington, City of		Burlington	Kit Carson	Improvement/Expansion of Water Treatment Facilities; Water Meters; Source Water Protection Plan	\$20,000,000	4,000	Gov
CO0103010	210030D	Byers Water and Sanitation District		Byers	Arapahoe	New Water Treatment Facilities; Improvement/Expansion of Water Treatment Facilities; Connection to a New or Existing Water Treatment Facility; Construction or Rehabilitation of Distribution and/or Transmission Lines; Water Storage Facilities; Water Supply Facilities; Water Meters; Source Water Protection Plan	\$7,850,000	1,344	Gov
CO0121075	140330D	Calhan, Town of		Calhan	El Paso	Construction or Rehabilitation of Distribution and/or Transmission Lines; Water Supply Facilities; Water Meters; Green Infrastructure	\$2,100,000	795	Gov
CO0105100	140340D	Campo, Town of		Campo	Baca	New Water Treatment Facilities; Improvement/Expansion of Water Treatment Facilities; Construction or Rehabilitation of Distribution and/or Transmission Lines; Water Storage Facilities; Water Supply Facilities; Water Meters; Water Rights; Source Water Protection Plan; Green Infrastructure	\$590,000	101	Gov
CO0122100	140350D	Canon City, City of		Canon City	Fremont	Improvement/Expansion of Water Treatment Facilities; Construction or Rehabilitation of Distribution and/or Transmission Lines; Water Supply Facilities	\$32,000,000	34,801	Gov



**DRINKING WATER REVOLVING FUND (DWRF) LOAN PROGRAM**  
**2022 INTENDED USE PLAN**  
**APPENDIX A - PROJECT ELIGIBILITY LIST**

PWSID Number	Project Number	Entity	Project Name	Project City	Project County	Project Description	Project Cost	Population	Entity Type
CO0123167	140360D	Carbondale, Town of		Carbondale	Garfield	Improvement/Expansion of Water Treatment Facilities; Construction or Rehabilitation of Distribution and/or Transmission Lines; Water Supply Facilities; Source Water Protection Plan; Green Infrastructure	\$3,060,000	6,600	Gov
CO0121100	140370D	Cascade Metropolitan District No. 1		Colorado Springs	El Paso	Construction or Rehabilitation of Distribution and/or Transmission Lines; Water Storage Facilities; Water Meters; Source Water Protection Plan; Green Infrastructure	\$5,770,000	1,500	Gov
CO0118010	140380D	Castle Rock, Town of		Castle Rock	Douglas	Improvement/Expansion of Water Treatment Facilities; Construction or Rehabilitation of Distribution and/or Transmission Lines; Water Storage Facilities; Water Supply Facilities; Water Meters	\$532,168,421	71,000	Gov
CO0154466	220050D	Catamount Metropolitan District		Steamboat Springs	Routt	Improvement/Expansion of Water Treatment Facilities; Construction or Rehabilitation of Distribution and/or Transmission Lines; Water Meters	\$169,411	212	Gov
CO0215538	220060D	Cathedral Water Company		Crawford	Delta	Improvement/Expansion of Water Treatment Facilities; Construction or Rehabilitation of Distribution and/or Transmission Lines; Water Supply Facilities	\$216,500	300	PNFP
CO0123166	200060D	Cattle Creek Water Users Association		Glenwood Springs	Garfield	New Water Treatment Facility; Construction or Rehabilitation of Distribution and/or Transmission Lines; Water Storage Facilities; Water Supply Facilities; Water Meters; Source Water Protection Plan	\$545,000	35	PNFP
CO0115171	140390D	Cedaredge, Town of		Cedaredge	Delta	Improvement/Expansion of Water Treatment Facilities; Construction or Rehabilitation of Distribution and/or Transmission Lines; Water Storage Facilities; Water Supply Facilities; Water Meters; Source Water Protection Plan; Green Infrastructure	\$7,506,000	2,300	Gov
CO0118015	190370D	Centennial Water and Sanitation District		Highlands Ranch	Douglas	Improvement/Expansion of Water Treatment Facilities	\$50,000,000	98,769	Gov
CO0155500	140400D	Center, Town of		Center	Saguache	Connection to a New or Existing Water Treatment Facility; Construction or Rehabilitation of Distribution and/or Transmission Lines; Water Storage Facilities; Water Supply Facilities; Water Meters; Green Infrastructure	\$8,500,000	2,400	Gov
CO0124171	140410D	Central City, City of		Central City	Gilpin	New Water Treatment Facilities; Construction or Rehabilitation of Distribution and/or Transmission Lines; Water Storage Facilities; Water Supply Facilities	\$12,700,000	724	Gov
CO0162122	210050D	Central Weld County Water District		Greeley	Weld	New Water Treatment Facilities; Improvement/Expansion of Water Treatment Facilities; Connection to a New or Existing Water Treatment Facility; Construction or Rehabilitation of Distribution and/or Transmission Lines; Water Storage Facilities; Water Supply Facilities; Water Meters; Water Rights	\$166,750,000	70,000	Gov
CO0208200	190380D	Chateau Chaparral Owners Association		Nathrop	Chaffee	Water Storage Facilities	\$200,000	700	PNFP
CO0145090	140420D	Cheraw, Town of		Cheraw	Otero	Improvement/Expansion of Water Treatment Facilities; Construction or Rehabilitation of Distribution and/or Transmission Lines; Water Supply Facilities; Water Storage Facilities	\$4,000,000	252	Gov
CO0121125	140430D	Cherokee Metropolitan District		Colorado Springs	El Paso	New Water Treatment Facilities; Improvement/Expansion of Water Treatment Facilities; Consolidation of Water Treatment Facilities; Connection to a New or Existing Water Treatment Facility; Construction or Rehabilitation of Distribution and/or Transmission Lines; Water Storage Facilities; Water Supply Facilities; Water Meters; Source Water Protection Plan	\$60,930,000	33,000	Gov
CO0116175	200070D	Cherry Creek Valley Water and Sanitation District		Denver	Arapahoe	Construction or Rehabilitation of Distribution and/or Transmission Lines	\$869,000	20,000	Gov
CO0103176	220070D	Cherry Creek Village Water District		Greenwood Village	Arapahoe	Construction or Rehabilitation of Distribution and/or Transmission Lines; Water Meters	\$1,380,000	7,500	Gov

**DRINKING WATER REVOLVING FUND (DWRF) LOAN PROGRAM**  
**2022 INTENDED USE PLAN**  
**APPENDIX A - PROJECT ELIGIBILITY LIST**

PWSID Number	Project Number	Entity	Project Name	Project City	Project County	Project Description	Project Cost	Population	Entity Type
CO0109006	140440D	Cheyenne Wells, Town of		Cheyenne Wells	Cheyenne	New Water Treatment Facilities; Improvement/Expansion of Water Treatment Facilities; Connection to a New or Existing Water Treatment Facility; Construction or Rehabilitation of Distribution and/or Transmission Lines; Water Storage Facilities; Water Supply Facilities; Water Meters; Source Water Protection Plan; Green Infrastructure	\$10,722,000	945	Gov
CO0139180	140450D	Clifton Water District		Clifton	Mesa	Construction or Rehabilitation of Distribution and/or Transmission Lines; Water Storage Facilities; Water Supply Facilities; Water Meters; Source Water Protection Plan; Green Project	\$15,250,000	35,000	Gov
CO0122500	140460D	Coal Creek, Town of		Coal Creek	Fremont	New Water Treatment Facilities; Improvement/Expansion of Water Treatment Facilities; Construction or Rehabilitation of Distribution and/or Transmission Lines; Water Storage Facilities; Water Supply Facilities; Water Meters; Source Water Protection Plan; Green Infrastructure	\$840,000	355	Gov
CO0139185	140470D	Collbran, Town of		Collbran	Mesa	Improvement/Expansion of Water Treatment Facilities; Construction or Rehabilitation of Distribution and/or Transmission Lines; Water Storage Facilities; Water Supply Facilities	\$4,249,000	695	Gov
CO0121140	160110D	Colorado Centre Metropolitan District		Colorado Springs	El Paso	Water Supply Facilities	\$310,000	3,600	Gov
CO0151200	160120D	Colorado City Metropolitan District		Colorado City	Pueblo	Improvement/Expansion of Water Treatment Facilities; Construction or Rehabilitation of Distribution and/or Transmission Lines; Water Storage Facilities; Water Meters; Source Water Protection Plan	\$1,800,000	2,500	Gov
CO0223184	170430D	Colorado Outward Bound School		Leadville	Lake	Improvement/Expansion of Water Treatment Facilities; Construction or Rehabilitation of Distribution and/or Transmission Lines; Water Storage Facilities; Water Supply Facilities; Water Meters; Source Water Protection Plan	\$220,000	78	PNFP
CO0121150	130190D	Colorado Springs Utilities		Colorado Springs	El Paso	Improvement/Expansion of Water Treatment Facilities; Construction or Rehabilitation of Distribution and/or Transmission Lines; Water Storage Facilities; Water Supply Facilities; Water Meters	\$1,549,594,910	470,000	PNFP
CO0125155	140490D	Columbine Lake Water District		Grand Lake	Grand	Improvement/Expansion of Water Treatment Facilities; Construction or Rehabilitation of Distribution and/or Transmission Lines	\$2,000,000	1,550	Gov
CO0103183	220080D	Columbine Lakes Homeowners Association		Littleton	Arapahoe	Construction or Rehabilitation of Distribution and/or Transmission Lines; Water Meters	\$1,500,000	843	PNFP
CO0130184	140500D	Conifer Metropolitan District		Littleton	Jefferson	Improvement/Expansion of Water Treatment Facilities; Construction or Rehabilitation of Distribution and/or Transmission Lines; Water Storage Facilities; Water Meters	\$950,000	500	Gov
CO0159030	190130D	Copper Mountain Consolidated Metropolitan District		Copper Mountain	Summit	Construction or Rehabilitation of Distribution and/or Transmission Lines; Water Storage Facilities; Water Supply Facilities; Water Meters; Source Water Protection Plan; Green Infrastructure	\$1,910,000	5,000	Gov
CO0142200	130790D	Cortez, City of		Dolores	Montezuma	Improvement/Expansion of Water Treatment Facilities; Construction or Rehabilitation of Distribution and/or Transmission Lines; Water Storage Facilities; Water Supply Facilities	\$27,500,000	8,700	Gov
CO0112300	140510D	Costilla County	Costilla County Water and Sanitation System	San Luis	Costilla	Construction or Rehabilitation of Distribution and/or Transmission Lines; Water Storage Facilities	\$2,500,000	500	Gov
CO0112810	150030D	Costilla County	Viejo San Acacio	Viejo San Acacio	Costilla	New Water Treatment Facilities; Improvement/Expansion of Water Treatment Facilities; Construction or Rehabilitation of Distribution and/or Transmission Lines; Water Storage Facilities	\$1,900,000	45	Gov
CO0222230	200340D	Cotopaxi School District RE-3	Cotopaxi Consolidated School District	Cotopaxi	Fremont	New Water Treatment Facilities; Improvement/Expansion of Water Treatment Facilities; Construction or Rehabilitation of Distribution and/or Transmission Lines; Water Storage Facilities; Water Supply Facilities	\$1,000,000	294	Gov

**DRINKING WATER REVOLVING FUND (DWRF) LOAN PROGRAM**  
**2022 INTENDED USE PLAN**  
**APPENDIX A - PROJECT ELIGIBILITY LIST**

PWSID Number	Project Number	Entity	Project Name	Project City	Project County	Project Description	Project Cost	Population	Entity Type
CO0118020	160140D	Cottonwood Water and Sanitation District		Parker	Douglas	Improvement/Expansion of Water Treatment Facilities; Construction or Rehabilitation of Distribution and/or Transmission Lines; Water Storage Facilities; Water Supply Facilities; Water Meters; Source Water Protection Plan	\$37,800,000	5,000	Gov
CO0103186	200080D	Country Homes Metropolitan District		Englewood	Arapahoe	Construction or Rehabilitation of Distribution and/or Transmission Lines	\$50,000	100	Gov
CO0141188	140520D	Craig, City of		Craig	Moffat	Improvement/Expansion of Water Treatment Facilities; Construction or Rehabilitation of Distribution and/or Transmission Lines; Water Storage Facilities; Water Supply Facilities; Green Infrastructure	\$12,000,000	9,500	Gov
CO0115189	200090D	Crawford Mesa Water Association		Crawford	Delta	Improvement/Expansion of Water Treatment Facilities; Construction or Rehabilitation of Distribution and/or Transmission Lines; Water Storage Facilities; Water Supply Facilities; Water Meters; Green Infrastructure	\$1,750,000	550	PNFP
CO0115188	140530D	Crawford, Town of		Crawford	Delta	Improvement/Expansion of Water Treatment Facilities; Construction or Rehabilitation of Distribution and/or Transmission Lines; Water Storage Facilities; Water Meters; Source Water Protection Plan	\$3,420,000	486	Gov
CO0140500	220090D	Creede, City of		Creede	Mineral	Improvement/Expansion of Water Treatment Facilities; Water Storage Facilities	\$275,000	304	Gov
CO0101188	160160D	Creek Side Estates Water District	Creek Side Estates HOA	Brighton	Adams	New Water Treatment Facilities; Construction or Rehabilitation of Distribution and/or Transmission Lines; Water Storage Facilities; Water Meters	\$2,200,000	225	PNFP
CO0126188	190140D	Crested Butte South Metropolitan District		Crested Butte	Gunnison	New Water Treatment Facilities; Water Supply Facilities; Water Meters	\$1,250,000	1,700	Gov
CO0126188	140560D	Crested Butte, Town of		Crested Butte	Gunnison	Improvement/Expansion of Water Treatment Facilities; Construction or Rehabilitation of Distribution and/or Transmission Lines; Water Supply Facilities	\$26,250,000	1,647	Gov
CO0155188	200100D	Crestone, Town of		Crestone	Saguache	Improvement/Expansion of Water Treatment Facilities; Water Supply Facilities	\$37,420	472	Gov
CO0160100	140580D	Cripple Creek, City of		Florissant	Teller	Improvement/Expansion of Water Treatment Facilities; Construction or Rehabilitation of Distribution and/or Transmission Lines; Water Storage Facilities; Water Supply Facilities; Source Water Protection Plan; Green Infrastructure	\$5,475,000	1,250	Gov
CO0138005	140590D	Crook, Town of		Crook	Logan	Improvement/Expansion of Water Treatment Facilities; Water Storage Facilities; Water Supply Facilities; Water Meters; Source Water Protection Plan	\$75,000	182	Gov
CO0113200	170080D	Crowley County	Crowley County Water System	Ordway	Crowley	Construction or Rehabilitation of Distribution and/or Transmission Lines	\$770,000	2,000	Gov
CO0113100	220100D	Crowley County Water Association		Ordway	Crowley	Improvement/Expansion of Water Treatment Facilities; Water Storage Facilities; Water Supply Facilities; Water Rights	\$1,200,000	530	PNFP
CO0113300	140610D	Crowley, Town of		Crowley	Crowley	Improvement/Expansion of Water Treatment Facilities; Consolidation of Water Treatment Facilities; Construction or Rehabilitation of Distribution and/or Transmission Lines; Water Storage Facilities; Water Supply Facilities; Water Meters; Water Rights; Source Water Protection Plan; Green Infrastructure	\$920,000	176	Gov
CO0128100	140620D	Cucharas Sanitation and Water District		La Veta	Huerfano	Improvement/Expansion of Water Treatment Facilities; Consolidation of Water Treatment Facilities; Construction or Rehabilitation of Distribution and/or Transmission Lines; Water Storage Facilities; Water Supply Facilities; Water Meters; Source Water Protection Plan; Green Infrastructure	\$2,319,000	1,200	Gov
CO0162200	200110D	Dacono, City of		Dacono	Weld	Improvement/Expansion of Water Treatment Facilities; Construction or Rehabilitation of Distribution and/or Transmission Lines; Water Storage Facilities; Water Rights	\$17,598,696	5,700	Gov

**DRINKING WATER REVOLVING FUND (DWRF) LOAN PROGRAM**  
**2022 INTENDED USE PLAN**  
**APPENDIX A - PROJECT ELIGIBILITY LIST**

PWSID Number	Project Number	Entity	Project Name	Project City	Project County	Project Description	Project Cost	Population	Entity Type
CO0154200	220110D	Dakota Ridge Homeowners Association		Steamboat Springs	Routt	Improvement/Expansion of Water Treatment Facilities; Construction or Rehabilitation of Distribution and/or Transmission Lines; Water Storage Facilities; Water Supply Facilities; Water Meters	\$1,320,000	296	PNFP
CO0146485	180030D	Dallas Creek Water Company		Montrose	Ouray	Consolidation of Water Treatment Facilities; Construction or Rehabilitation of Distribution and/or Transmission Lines	\$750,000	3,500	PNFP
CO0139205	170090D	De Beque, Town of		De Beque	Mesa	New Water Treatment Facilities; Improvement/Expansion of Water Treatment Facilities; Construction or Rehabilitation of Distribution and/or Transmission Lines; Water Supply Facilities; Water Meters	\$1,650,000	600	Gov
CO0120246	190010D	Deer Creek Water District		Parker	Elbert	Improvement/Expansion of Water Treatment Facilities; Construction or Rehabilitation of Distribution and/or Transmission Lines; Water Storage Facilities; Water Supply Facilities	\$1,650,000	770	Gov
CO0103030	160170D	Deer Trail, Town of		Deer Trail	Arapahoe	Improvement/Expansion of Water Treatment Facilities; Construction or Rehabilitation of Distribution and/or Transmission Lines; Water Storage Facilities; Water Supply Facilities; Water Meters; Source Water Protection Plan	\$2,200,000	805	Gov
CO0154205	220120D	Deerwood Service Company		Oak Creek	Routt	Improvement/Expansion of Water Treatment Facilities; Construction or Rehabilitation of Distribution and/or Transmission Lines; Water Storage Facilities; Water Supply Facilities; Water Meters	\$1,245,000	67	PNFP
CO0153200	150040D	Del Norte, Town of		Del Norte	Rio Grande	New Water Treatment Facilities; Improvement/Expansion of Water Treatment Facilities; Construction or Rehabilitation of Distribution and/or Transmission Lines; Water Storage Facilities; Water Supply Facilities; Water Meters	\$11,900,000	1,601	Gov
CO0115205	140650D	Delta, City of		Delta	Delta	Construction or Rehabilitation of Distribution and/or Transmission Lines; Water Storage Facilities	\$26,709,000	9,034	Gov
Unknown	143100D	Denver Southeast Suburban Water and Sanitation District		Parker	Douglas	Improvement/Expansion of Water Treatment Facilities; Construction or Rehabilitation of Distribution and/or Transmission Lines; Water Supply Facilities	\$11,000,000	15,000	Gov
CO0116001	200120D	Denver Water		Denver	Denver	New Water Treatment Facilities; Improvement/Expansion of Water Treatment Facilities; Construction or Rehabilitation of Distribution and/or Transmission Lines; Water Storage Facilities; Water Supply Facilities	\$1,519,000,000	1,500,000	Gov
CO0159040	140660D	Dillon Valley Metropolitan District		Dillon	Summit	Construction or Rehabilitation of Distribution and/or Transmission Lines; Water Storage Facilities; Water Supply Facilities	\$10,000,000	3,000	Gov
CO0159035	140670D	Dillon, Town of		Dillon	Summit	Construction or Rehabilitation of Distribution and/or Transmission Lines; Water Supply Facilities	\$6,200,000	3,254	Gov
CO0141210	190160D	Dinosaur, Town of		Dinosaur	Moffat	Construction or Rehabilitation of Distribution and/or Transmission Lines; Water Storage Facilities; Water Supply Facilities	\$810,000	310	Gov
CO0160295	140690D	Divide MPC Metropolitan District No. 1 and No. 2		Divide	Teller	Improvement/Expansion of Water Treatment Facilities; Construction or Rehabilitation of Distribution and/or Transmission Lines; Water Supply Facilities; Water Meters	\$750,000	189	Gov
CO0160275	160180D	Divide South Water User's Association and Ditch Company		Divide	Teller	Improvement/Expansion of Water Treatment Facilities; Construction or Rehabilitation of Distribution and/or Transmission Lines; Water Storage Facilities; Water Supply Facilities	\$1,425,000	65	PNFP
CO0142400	210070D	Dolores, Town of		Dolores	Montezuma	Construction or Rehabilitation of Distribution and/or Transmission Lines; Water Storage Facilities	\$2,860,000	950	Gov
CO0121175	140710D	Donala Water and Sanitation District		Colorado Springs	El Paso	Improvement/Expansion of Water Treatment Facilities; Construction or Rehabilitation of Distribution and/or Transmission Lines; Water Storage Facilities; Water Supply Facilities; Water Rights; Source Water Protection Plan; Green Infrastructure	\$21,700,000	8,550	Gov

**DRINKING WATER REVOLVING FUND (DWRF) LOAN PROGRAM**  
**2022 INTENDED USE PLAN**  
**APPENDIX A - PROJECT ELIGIBILITY LIST**

PWSID Number	Project Number	Entity	Project Name	Project City	Project County	Project Description	Project Cost	Population	Entity Type
CO0117300	200130D	Dove Creek, Town of		Dove Creek	Dolores	Construction or Rehabilitation of Distribution and/or Transmission Lines; Water Supply Facilities; Water Storage Facilities	\$2,640,000	735	Gov
CO0134190	140720D	Durango West Metropolitan District No. 2		Durango	La Plata	Improvement/Expansion of Water Treatment Facilities; Construction or Rehabilitation of Distribution and/or Transmission Lines; Water Supply Facilities	\$785,000	900	Gov
CO0134150	140730D	Durango, City of		Durango	La Plata	New Water Treatment Facilities; Improvement/Expansion of Water Treatment Facilities; Construction or Rehabilitation of Distribution and/or Transmission Lines; Water Storage Facilities	\$82,400,000	18,465	Gov
CO0131400	140740D	Eads, Town of		Eads	Kiowa	New Water Treatment Facilities; Improvement/Expansion of Water Treatment Facilities; Construction or Rehabilitation of Distribution and/or Transmission Lines; Water Storage Facilities; Water Supply Facilities; Water Meters; Water Rights; Source Water Protection Plan	\$1,355,000	596	Gov
CO0119802	210080D	Eagle River Water and Sanitation District		Vail	Eagle	Improvement/Expansion of Water Treatment Facilities; Construction or Rehabilitation of Distribution and/or Transmission Lines; Water Storage Facilities; Water Supply Facilities; Water Meters	\$48,800,000	28,620	Gov
CO0119233	140760D	Eagle, Town of		Eagle	Eagle	New Water Treatment Facilities; Improvement/Expansion of Water Treatment Facilities; Construction or Rehabilitation of Distribution and/or Transmission Lines; Water Storage Facilities	\$31,569,218	7,000	Gov
CO0102200	140770D	East Alamosa Water and Sanitation District		Alamosa	Alamosa	Construction or Rehabilitation of Distribution and/or Transmission Lines; Water Meters	\$4,269,604	1,700	Gov
CO0135233	190170D	East Larimer County Water District		Fort Collins	Larimer	Improvement/Expansion of Water Treatment Facilities; Construction or Rehabilitation of Distribution and/or Transmission Lines; Water Storage Facilities; Water Meters	\$40,600,000	20,500	Gov
CO0103040	170120D	East Valley Metropolitan District		Centennial	Arapahoe	Construction or Rehabilitation of Distribution and/or Transmission Lines	\$250,000	350	Gov
CO0163001	140790D	Eckley, Town of		Eckley	Yuma	New Water Treatment Facilities; Improvement/Expansion of Water Treatment Facilities; Construction or Rehabilitation of Distribution and/or Transmission Lines; Water Storage Facilities; Water Supply Facilities; Water Meters	\$2,600,000	257	Gov
CO0130237	220130D	Edgewater, City of		Edgewater	Jefferson	Construction or Rehabilitation of Distribution and/or Transmission Lines	\$100,000	5,328	Gov
CO0120005	140810D	Elbert Water and Sanitation District		Elbert	Elbert	New Water Treatment Facilities; Improvement/Expansion of Water Treatment Facilities; Connection to a New or Existing Water Treatment Facility; Construction or Rehabilitation of Distribution and/or Transmission Lines; Water Storage Facilities; Water Supply Facilities; Water Meters; Source Water Protection Plan; Green Infrastructure	\$900,000	300	Gov
CO0247017	160190D	Eleven Mile Ranch Association HOA		Lake George	Park	Improvement/Expansion of Water Treatment Facilities; Construction or Rehabilitation of Distribution and/or Transmission Lines	\$65,200	103	PNFP
CO0120010	210090D	Elizabeth, Town of		Elizabeth	Elbert	New Water Treatment Facilities; Water Supply Facilities	\$4,000,000	1,500	Gov
CO0110010	140830D	Empire, Town of		Empire	Clear Creek	Improvement/Expansion of Water Treatment Facilities; Construction or Rehabilitation of Distribution and/or Transmission Lines; Water Storage Facilities; Water Supply Facilities; Water Rights	\$11,000,000	450	Gov
CO0103045	210380D	Englewood, City of		Englewood	Arapahoe	Improvement/Expansion of Water Treatment Facilities; Construction or Rehabilitation of Distribution and/or Transmission Lines; Water Storage Facilities	\$161,000,000	300,000	Gov
CO0162255	140840D	Erie, Town of		Erie	Boulder	Improvement/Expansion of Water Treatment Facilities; Construction or Rehabilitation of Distribution and/or Transmission Lines; Water Storage Facilities; Water Supply Facilities; Water Meters; Green Infrastructure	\$274,407,500	28,500	Gov

**DRINKING WATER REVOLVING FUND (DWRF) LOAN PROGRAM**  
**2022 INTENDED USE PLAN**  
**APPENDIX A - PROJECT ELIGIBILITY LIST**

PWSID Number	Project Number	Entity	Project Name	Project City	Project County	Project Description	Project Cost	Population	Entity Type
CO0135257	160510D	Estes Park, Town of		Estes Park	Larimer	New Water Treatment Facilities; Improvement/Expansion of Water Treatment Facilities; Consolidation of Water Treatment Facilities; Construction or Rehabilitation of Distribution and/or Transmission Lines; Water Supply Facilities	\$99,000,000	12,000	Gov
CO0145150	190180D	Eureka Water Company		Rocky Ford	Otero	New Water Treatment Facilities; Improvement/Expansion of Water Treatment Facilities; Construction or Rehabilitation of Distribution and/or Transmission Lines; Water Storage Facilities; Water Supply Facilities; Water Meters; Water Rights	\$1,100,000	350	PNFP
CO0162260	140860D	Evans, City of		Evans	Weld	Construction or Rehabilitation of Distribution and/or Transmission Lines; Water Storage Facilities	\$18,500,000	21,615	Gov
CO0130030	140870D	Evergreen Metropolitan District		Evergreen	Jefferson	Improvement/Expansion of Water Treatment Facilities; Construction or Rehabilitation of Distribution and/or Transmission Lines; Water Supply Facilities; Water Storage Facilities; Source Water Protection Plan	\$14,869,748	13,900	Gov
CO0147020	140880D	Fairplay, Town of		Fairplay	Park	Improvement/Expansion of Water Treatment Facilities; Construction or Rehabilitation of Distribution and/or Transmission Lines; Water Storage Facilities	\$7,000,000	800	Gov
CO0121240	220140D	Falcon Heights Property Owners Association, Inc.		Peyton	El Paso	Improvement/Expansion of Water Treatment Facilities; Construction or Rehabilitation of Distribution and/or Transmission Lines; Water Meters	\$2,000,000	7,270	PNFP
CO0121247	210100D	Falcon Highlands Metropolitan District		Greenwood Village	El Paso	Improvement/Expansion of Water Treatment Facilities; Consolidation of Water Treatment Facilities; Construction or Rehabilitation of Distribution and/or Transmission Lines; Water Storage Facilities; Source Water Protection Plan	\$4,550,000	900	Gov
CO0134240	170450D	Falls Creek Ranch Homeowners Association		Durango	La Plata	Construction or Rehabilitation of Distribution and/or Transmission Lines; Water Storage Facilities; Water Supply Facilities	\$4,850,000	250	PNFP
CO0145180	220150D	Fayette Water Company		Manzanola	Crowley	New Water Treatment Facilities; Improvement/Expansion of Water Treatment Facilities; Consolidation of Water Treatment Facilities; Construction or Rehabilitation of Distribution and/or Transmission Lines; Water Storage Facilities; Water Supply Facilities; Water Meters; Water Rights	\$3,270,000	75	PNFP
CO0101055	140900D	Federal Heights, City of		Federal Heights	Adams	Consolidation of Water Treatment Facilities; Construction or Rehabilitation of Distribution and/or Transmission Lines; Water Meters	\$16,350,000	11,678	Gov
CO0132010	140920D	Flagler, Town of		Flagler	Kit Carson	New Water Treatment Facilities; Improvement/Expansion of Water Treatment Facilities; Connection to a New or Existing Water Treatment Facility; Construction or Rehabilitation of Distribution and/or Transmission Lines; Water Storage Facilities; Water Supply Facilities; Water Meters; Source Water Protection Plan; Green Infrastructure	\$550,000	553	Gov
CO0138010	170130D	Fleming, Town of		Fleming	Logan	Construction or Rehabilitation of Distribution and/or Transmission Lines	\$1,000,000	400	Gov
CO0122500	140930D	Florence, City of		Florence	Fremont	Improvement/Expansion of Water Treatment Facilities; Construction or Rehabilitation of Distribution and/or Transmission Lines; Water Storage Facilities; Water Supply Facilities; Source Water Protection Plan; Green Infrastructure	\$21,750,000	7,495	Gov
CO0134300	180040D	Florida River Estates Homeowners Association		Durango	La Plata	Improvement/Expansion of Water Treatment Facilities; Construction or Rehabilitation of Distribution and/or Transmission Lines; Water Storage Facilities; Water Meters	\$2,560,000	350	PNFP
CO0160175	140940D	Florissant Water and Sanitation District		Florissant	Teller	Improvement/Expansion of Water Treatment Facilities; Construction or Rehabilitation of Distribution and/or Transmission Lines; Water Storage Facilities; Water Supply Facilities; Source Water Protection Plan	\$4,800,000	250	Gov
CO0130033	140950D	Forest Hills Metropolitan District		Golden	Jefferson	New Water Treatment Facilities; Improvement/Expansion of Water Treatment Facilities; Construction or Rehabilitation of Distribution and/or Transmission Lines; Water Storage Facilities; Water Supply Facilities	\$3,000,000	350	Gov

**DRINKING WATER REVOLVING FUND (DWRF) LOAN PROGRAM**  
**2022 INTENDED USE PLAN**  
**APPENDIX A - PROJECT ELIGIBILITY LIST**

PWSID Number	Project Number	Entity	Project Name	Project City	Project County	Project Description	Project Cost	Population	Entity Type
CO0134360	140960D	Forest Lakes Metropolitan District (La Plata County)		Forest Lakes	La Plata	Improvement/Expansion of Water Treatment Facilities; Construction or Rehabilitation of Distribution and/or Transmission Lines; Water Storage Facilities; Water Supply Facilities	\$3,500,000	2,005	Gov
CO0121250	140970D	Forest View Acres Water District		Greenwood Village	El Paso	Improvement/Expansion of Water Treatment Facilities; Construction or Rehabilitation of Distribution and/or Transmission Lines; Water Storage Facilities; Water Supply Facilities; Water Meters	\$6,100,000	867	Gov
CO0135291	140980D	Fort Collins, City of	Fort Collins Utilities	Fort Collins	Larimer	Construction or Rehabilitation of Distribution and/or Transmission Lines; Water Storage Facilities; Water Supply Facilities; Water Meters; Source Water Protection Plan; Green Infrastructure	\$134,424,582	175,000	Gov
CO0162291	141000D	Fort Lupton, City of		Fort Lupton	Weld	Improvement/Expansion of Water Treatment Facilities; Connection to a New or Existing Water Treatment Facility; Construction or Rehabilitation of Distribution and/or Transmission Lines; Water Storage Facilities	\$25,000,000	7,500	Gov
CO0144005	141010D	Fort Morgan, City of		Fort Morgan	Morgan	Improvement/Expansion of Water Treatment Facilities; Construction or Rehabilitation of Distribution and/or Transmission Lines; Water Meters	\$11,050,000	12,000	Gov
CO0121275	141020D	Fountain, City of		Fountain	El Paso	New Water Treatment Facilities; Improvement/Expansion of Water Treatment Facilities; Connection to a New or Existing Water Treatment Facility; Construction or Rehabilitation of Distribution and/or Transmission Lines; Water Storage Facilities; Water Supply Facilities; Water Meters	\$71,700,000	28,000	Gov
CO0145210	141030D	Fowler, Town of		Fowler	Otero	Improvement/Expansion of Water Treatment Facilities; Construction or Rehabilitation of Distribution and/or Transmission Lines; Water Storage Facilities; Water Supply Facilities; Water Meters; Water Rights	\$3,725,000	1,144	Gov
CO0154285	220160D	Fox Estates Homeowners Association		Steamboat Spring	Routt	Improvement/Expansion of Water Treatment Facilities; Construction or Rehabilitation of Distribution and/or Transmission Lines; Water Storage Facilities; Water Supply Facilities	\$605,000	50	PNFP
CO0134191	220170D	Fox Fire Subdistrict of the La Plata Archuleta Water District		Ignacio	La Plata	Connection to a New or Existing Water Treatment Facilities; Construction or Rehabilitation of Distribution and/or Transmission Lines; Water Supply Facilities; Water Meters	\$700,000	40	Gov
CO0125288	141050D	Fraser, Town of		Fraser	Grand	New Water Treatment Facilities; Improvement/Expansion of Water Treatment Facilities; Construction or Rehabilitation of Distribution and/or Transmission Lines; Water Storage Facilities; Water Supply Facilities; Water Meters; Source Water Protection Plan; Green Infrastructure	\$18,250,000	2,250	Gov
CO0162288	170140D	Frederick, Town of		Frederick	Weld	Construction or Rehabilitation of Distribution and/or Transmission Lines; Water Storage Facilities	\$1,200,000	11,090	Gov
CO0234388	220180D	Freeman Creek		Bayfield	La Plata	Improvement/Expansion of Water Treatment Facilities; Construction or Rehabilitation of Distribution and/or Transmission Lines; Water Storage Facilities; Water Supply Facilities	\$85,000	100	PNFP
CO0115288	143410D	Fruitland Domestic Water Company		Crawford	Montrose	Water Supply Facilities	\$90,000	350	PNFP
CO0128300	141070D	Gardner Water and Sanitation Public Improvement District		Walsenburg	Huerfano	New Water Treatment Facilities; Improvement/Expansion of Water Treatment Facilities; Connection to a New or Existing Water Treatment Facility; Construction or Rehabilitation of Distribution and/or Transmission Lines; Water Storage Facilities; Water Supply Facilities; Water Meters; Water Rights; Source Water Protection Plan; Green Infrastructure	\$2,120,000	113	Gov
CO0130035	141090D	Genesee Water and Sanitation District		Genesee	Jefferson	Construction or Rehabilitation of Distribution and/or Transmission Lines; Green Infrastructure	\$3,500,000	4,010	Gov
CO0137005	190190D	Genoa, Town of		Genoa	Lincoln	New Water Treatment Facilities; Construction or Rehabilitation of Distribution and/or Transmission Lines; Water Storage Facilities; Water Supply Facilities; Water Meters	\$500,000	199	Gov



**DRINKING WATER REVOLVING FUND (DWRF) LOAN PROGRAM**  
**2022 INTENDED USE PLAN**  
**APPENDIX A - PROJECT ELIGIBILITY LIST**

PWSID Number	Project Number	Entity	Project Name	Project City	Project County	Project Description	Project Cost	Population	Entity Type
CO0110015	141110D	Georgetown, Town of		Georgetown	Clear Creek	Construction or Rehabilitation of Distribution and/or Transmission Lines; Water Storage Facilities; Water Supply Facilities; Water Rights	\$1,000,000	1,400	Gov
CO0162310	141120D	Gilcrest, Town of		Gilcrest	Weld	Construction or Rehabilitation of Distribution and/or Transmission Lines; Water Storage Facilities; Water Meters	\$3,900,000	1,200	Gov
CO0108313	190200D	Glenview Owners Association	Glenview Subdivision	Buena Vista	Chaffee	Improvement/Expansion of Water Treatment Facilities; Construction or Rehabilitation of Distribution and/or Transmission Lines; Water Storage Facilities; Water Supply Facilities; Water Meters	\$825,000	100	PNFP
CO0123314	141140D	Glenwood Springs, City of		Glenwood Springs	Garfield	New Water Treatment Facilities; Improvement/Expansion of Water Treatment Facilities; Connection to a New or Existing Water Treatment Facility; Construction or Rehabilitation of Distribution and/or Transmission Lines; Water Storage Facilities; Water Meters	\$31,000,000	9,614	Gov
CO0107321	220200D	Grace Mar Water District		Lafayette	Boulder	Water Storage Facilities	\$75,000	50	PNFP
CO0150400	143490D	Granada Water Association		Lamar	Prowers	Improvement/Expansion of Water Treatment Facilities; Construction or Rehabilitation of Distribution and/or Transmission Lines; Water Storage Facilities	\$550,000	254	PNFP
CO0150300	160210D	Granada, Town of		Granada	Prowers	Consolidation of Water Treatment Facilities; Construction or Rehabilitation of Distribution and/or Transmission Lines; Water Storage Facilities; Water Supply Facilities; Water Meters; Water Rights; Source Water Protection Plan	\$2,367,000	498	Gov
CO0125674 CO0125321 CO0125710	141150D	Granby, Town of	- Moraine Park Water System; - North Service Area Water Enterprise; - South Service Area Water Enterprise	Granby	Grand	New Water Treatment Facilities; Improvement/Expansion of Water Treatment Facilities; Consolidation of Water Treatment Facilities; Connection to a New or Existing Water Treatment Facility; Construction or Rehabilitation of Distribution and/or Transmission Lines; Water Storage Facilities; Water Supply Facilities; Water Meters; Source Water Protection Plan; Green Infrastructure	\$33,015,000	1,800	Gov
Unknown	141160D	Granby/Silver Creek Water and Wastewater Authority		Granby	Grand	New Water Treatment Facilities	\$6,000,000	12,500	Gov
CO0139321	141180D	Grand Junction, City of		Grand Junction	Mesa	Improvement/Expansion of Water Treatment Facilities; Construction or Rehabilitation of Distribution and/or Transmission Lines; Water Supply Facilities; Water Meters; Green Infrastructure	\$74,000,000	30,000	Gov
CO0125322	131260D	Grand Lake, Town of		Grand Lake	Grand	Construction or Rehabilitation of Distribution and/or Transmission Lines; Water Storage Facilities; Green Infrastructure	\$3,728,000	471	Gov
CO0239618	160220D	Grand Mesa Metropolitan District No. 2		Mesa	Mesa	New Water Treatment Facilities; Improvement/Expansion of Water Treatment Facilities; Construction or Rehabilitation of Distribution and/or Transmission Lines; Water Supply Facilities; Water Meters	\$1,495,000	2,000	Gov
CO0101063	141190D	Greatrock North Water and Sanitation District		Lakewood	Adams	New Water Treatment Facilities; Improvement/Expansion of Water Treatment Facilities; Water Supply Facilities	\$2,200,000	1,125	Gov
CO0136850	210110D	Greetville Carbondale Water Association		Trinidad	Las Animas	Construction or Rehabilitation of Distribution and/or Transmission Lines; Water Storage Facilities; Water Meters	\$450,375	127	PNFP
CO0126715	141220D	Gunnison County	Somerset Domestic Water District	Gunnison	Gunnison	Improvement/Expansion of Water Treatment Facilities; Construction or Rehabilitation of Distribution and/or Transmission Lines; Water Supply Facilities	\$1,000,000	250	Gov
CO0253190	141210D	Gunnison County	Dos Rios Water	Gunnison	Gunnison	Improvement/Expansion of Water Treatment Facilities; Construction or Rehabilitation of Distribution and/or Transmission Lines; Water Storage Facilities	\$3,900,000	1,363	Gov
CO0126325	210120D	Gunnison, City of		Gunnison	Gunnison	New Water Treatment Facilities; Improvement/Expansion of Water Treatment Facilities; Construction or Rehabilitation of Distribution and/or Transmission Lines; Water Storage Facilities; Water Supply Facilities; Water Rights; Source Water Protection Plan; Green Infrastructure	\$41,000,000	7,620	Gov

**DRINKING WATER REVOLVING FUND (DWRF) LOAN PROGRAM**  
**2022 INTENDED USE PLAN**  
**APPENDIX A - PROJECT ELIGIBILITY LIST**

PWSID Number	Project Number	Entity	Project Name	Project City	Project County	Project Description	Project Cost	Population	Entity Type
CO0119329	210130D	Gypsum, Town of		Gypsum	Eagle	Improvement/Expansion of Water Treatment Facilities; Construction or Rehabilitation of Distribution and/or Transmission Lines; Water Storage Facilities	\$23,500,000	8,000	Gov
CO0150500	190210D	Hartman, Town of		Hartman	Prowers	New Water Treatment Facilities; Consolidation of Water Treatment Facilities; Connection to a New or Existing Water Treatment Facility; Construction or Rehabilitation of Distribution and/or Transmission Lines; Water Storage Facilities; Water Supply Facilities	\$5,250,000	110	Gov
CO0154333	200140D	Hayden, Town of		Hayden	Routt	Improvement/Expansion of Water Treatment Facilities; Construction or Rehabilitation of Distribution and/or Transmission Lines; Water Storage Facilities; Water Supply Facilities; Water Meters; Water Rights	\$3,235,000	2,000	Gov
CO0101070	170160D	Hazeltine Heights Water and Sanitation District		Henderson	Adams	Construction or Rehabilitation of Distribution and/or Transmission Lines; Water Meters	\$95,070	175	Gov
CO0159060	180150D	Heeney Water District		Silverthorne	Summit	Improvement/Expansion of Water Treatment Facilities; Construction or Rehabilitation of Distribution and/or Transmission Lines; Water Storage Facilities; Water Supply Facilities	\$40,000	200	Gov
CO0253337	200150D	Hidden Springs Ranch Owner's Association		Hayden	Routt	Improvement/Expansion of Water Treatment Facilities; Construction or Rehabilitation of Distribution and/or Transmission Lines; Water Storage Facilities; Water Meters	\$350,000	19	PNFP
CO0130045	190220D	Hidden Valley Water District	Hidden Valley Mutual Water Company	Evergreen	Jefferson	Consolidation of Water Treatment Facilities; Construction or Rehabilitation of Distribution and/or Transmission Lines; Water Storage Facilities	\$1,000,000	150	PNFP
CO0130344	200160D	High View Water District		Lakewood	Jefferson	Construction or Rehabilitation of Distribution and/or Transmission Lines; Water Meters	\$4,500,000	2,600	Gov
CO0160200	141260D	Highland Lakes Water District		Divide	Teller	New Water Treatment Facilities; Improvement/Expansion of Water Treatment Facilities; Construction or Rehabilitation of Distribution and/or Transmission Lines; Water Storage Facilities; Water Supply Facilities; Water Meters; Source Water Protection Plan	\$4,160,000	875	Gov
CO0101075	141270D	Hi-Land Acres Water and Sanitation District		Brighton	Adams	New Water Treatment Facilities; Water Supply Facilities	\$2,500,000	420	Gov
CO0149352	220210D	Holland Hills Metropolitan District		Basalt	Pitkin	Construction or Rehabilitation of Distribution and/or Transmission Lines; Water Storage Facilities	\$150,000	400	Gov
CO0150600	170170D	Holly, Town of		Holly	Prowers	New Water Treatment Facilities; Improvement/Expansion of Water Treatment Facilities; Construction or Rehabilitation of Distribution and/or Transmission Lines; Water Storage Facilities; Water Supply Facilities	\$3,600,000	800	Gov
CO0148005	200170D	Holyoke, City of		Holyoke	Phillips	New Water Treatment Facility; Improvement/Expansion of Water Treatment Facilities; Construction or Rehabilitation of Distribution and/or Transmission Lines; Water Storage Facilities; Source Water Protection Plan; Green Infrastructure	\$860,000	2,313	Gov
CO0145360	150110D	Homestead Improvement Association		La Junta	Otero	New Water Treatment Facilities; Consolidation of Water Treatment Facilities; Construction or Rehabilitation of Distribution and/or Transmission Lines; Water Storage Facilities; Water Meters	\$391,000	87	PNFP
Unknown	143030D	Hooper, Town of		Hooper	Alamosa	New Water Treatment Facilities; Connection to a New or Existing Water Treatment Facility; Construction or Rehabilitation of Distribution and/or Transmission Lines; Water Storage Facilities; Water Supply Facilities; Water Meters	\$600,000	120	Gov
CO0107352	220220D	Hoover Hills Water and Sanitation District		Golden	Boulder	Connection to a New or Existing Water Treatment Facilities; Construction or Rehabilitation of Distribution and/or Transmission Lines; Water Meters	\$5,970,000	600	Gov
CO0125352	141280D	Hot Sulphur Springs, Town of		Hot Sulphur Springs	Grand	Improvement/Expansion of Water Treatment Facilities; Construction or Rehabilitation of Distribution and/or Transmission Lines; Water Meters	\$450,000	539	Gov

**DRINKING WATER REVOLVING FUND (DWRF) LOAN PROGRAM**  
**2022 INTENDED USE PLAN**  
**APPENDIX A - PROJECT ELIGIBILITY LIST**

PWSID Number	Project Number	Entity	Project Name	Project City	Project County	Project Description	Project Cost	Population	Entity Type
CO0115352	141290D	Hotchkiss, Town of		Hotchkiss	Delta	New Water Treatment Facilities; Improvement/Expansion of Water Treatment Facilities; Construction or Rehabilitation of Distribution and/or Transmission Lines; Water Storage Facilities; Water Supply Facilities; Water Rights; Source Water Protection Plan; Green Infrastructure	\$10,026,000	1,500	Gov
CO0137010	160260D	Hugo, Town of		Hugo	Lincoln	Construction or Rehabilitation of Distribution and/or Transmission Lines; Water Storage Facilities; Water Meters	\$5,500,000	761	Gov
CO0110020	141310D	Idaho Springs, City of		Idaho Springs	Clear Creek	Improvement/Expansion of Water Treatment Facilities; Construction or Rehabilitation of Distribution and/or Transmission Lines; Water Storage Facilities; Water Supply Facilities; Water Meters; Source Water Protection Plan; Green Infrastructure	\$15,000,000	9,390	Gov
CO0130055	020180D	Idledale Water and Sanitation District		Lakewood	Jefferson	Improvement/Expansion of Water Treatment Facilities; Construction or Rehabilitation of Distribution and/or Transmission Lines; Water Supply Facilities; Water Meters	\$2,775,000	345	Gov
CO0134500	141320D	Ignacio, Town of		Ignacio	La Plata	New Water Treatment Facilities; Construction or Rehabilitation of Distribution and/or Transmission Lines; Water Storage Facilities; Water Meters	\$14,030,000	780	Gov
CO0138015	141330D	Iliff, Town of		Iliff	Logan	Improvement/Expansion of Water Treatment Facilities; Construction or Rehabilitation of Distribution and/or Transmission Lines; Water Storage Facilities; Water Meters	\$540,000	260	Gov
CO0120384	200180D	Independence Water and Sanitation District		Elizabeth	Elbert	New Water Treatment Facilities; Improvement/Expansion of Water Treatment Facilities; Construction or Rehabilitation of Distribution and/or Transmission Lines; Water Supply Facilities; Water Meters; Green Infrastructure	\$9,750,000	2,500	Gov
CO0130065	210140D	Indian Hills Water District		Indian Hills	Jefferson	Improvement/Expansion of Water Treatment Facilities; Construction or Rehabilitation of Distribution and/or Transmission Lines; Water Storage Facilities; Water Supply Facilities	\$13,919,800	1,300	Gov
CO0203012	160270D	Inverness Water and Sanitation District		Englewood	Douglas; Arapahoe	New Water Treatment Facilities; Construction or Rehabilitation of Distribution and/or Transmission Lines; Water Storage Facilities; Water Supply Facilities; Water Meters; Source Water Protection Plan	\$40,550,000	10,000	Gov
CO0107401	141340D	Jamestown, Town of		Jamestown	Boulder	Improvement/Expansion of Water Treatment Facilities; Construction or Rehabilitation of Distribution and/or Transmission Lines; Water Storage Facilities	\$355,000	260	Gov
CO0162418	210150D	Johnstown, Town of		Johnstown	Weld	New Water Treatment Facilities; Construction or Rehabilitation of Distribution and/or Transmission Lines; Water Storage Facilities; Green Infrastructure	\$113,000,000	16,974	Gov
CO0158001	141350D	Julesburg, Town of		Julesburg	Sedgwick	Improvement/Expansion of Water Treatment Facilities	\$7,000,000	1,200	Gov
CO0137012	190230D	Karval Water Users, Inc.		Karval	Lincoln	Improvement/Expansion of Water Treatment Facilities; Construction or Rehabilitation of Distribution and/or Transmission Lines; Water Storage Facilities; Water Supply Facilities; Source Water Protection Plan	\$358,500	65	PNFP
CO0162438	141360D	Keenesburg, Town of		Keenesburg	Weld	Improvement/Expansion of Water Treatment Facilities; Connection to a New or Existing Water Treatment Facility; Water Supply Facilities	\$12,500,000	1,600	Gov
CO0136400	141380D	Kim, Town of		Kim	Las Animas	New Water Treatment Facilities; Improvement/Expansion of Water Treatment Facilities; Construction or Rehabilitation of Distribution and/or Transmission Lines; Water Storage Facilities; Water Supply Facilities; Water Meters; Source Water Protection Plan; Green Infrastructure	\$520,000	70	Gov
CO0120015	190240D	Kiowa Water and Waste Water Authority		Kiowa	Elbert	Construction or Rehabilitation of Distribution and/or Transmission Lines; Water Storage Facilities; Water Supply Facilities; Water Meters	\$1,947,000	750	Gov
CO0120015	180060D	Kiowa, Town of		Kiowa	Elbert	Construction or Rehabilitation of Distribution and/or Transmission Lines; Water Supply Facilities	\$750,000	859	Gov

**DRINKING WATER REVOLVING FUND (DWRF) LOAN PROGRAM**  
**2022 INTENDED USE PLAN**  
**APPENDIX A - PROJECT ELIGIBILITY LIST**

PWSID Number	Project Number	Entity	Project Name	Project City	Project County	Project Description	Project Cost	Population	Entity Type
CO0109011	141390D	Kit Carson, Town of		Kit Carson	Cheyenne	Improvement/Expansion of Water Treatment Facilities; Construction or Rehabilitation of Distribution and/or Transmission Lines; Water Storage Facilities; Water Supply Facilities; Water Meters; Green Infrastructure	\$4,300,000	223	Gov
CO0125455	190250D	Kremmling, Town of		Kremmling	Grand	New Water Treatment Facilities; Improvement/Expansion of Water Treatment Facilities; Construction or Rehabilitation of Distribution and/or Transmission Lines; Water Storage Facilities; Water Supply Facilities	\$6,900,000	1,850	Gov
CO0111600	170190D	La Jara, Town of		La Jara	Conejos	Construction or Rehabilitation of Distribution and/or Transmission Lines; Water Meters	\$750,000	818	Gov
CO0145420	141410D	La Junta, City of		La Junta	Otero	Improvement/Expansion of Water Treatment Facilities; Construction or Rehabilitation of Distribution and/or Transmission Lines; Water Storage Facilities; Water Supply Facilities; Water Meters; Source Water Protection Plan	\$32,000,000	8,200	Gov
CO0134191	141420D	La Plata Archuleta Water District		Ignacio	La Plata	New Water Treatment Facilities; Connection to a New or Existing Water Treatment Facility; Construction or Rehabilitation of Distribution and/or Transmission Lines; Water Storage Facilities	\$114,000,000	475	Gov
CO0134466	141440D	La Plata West Water Authority		Durango	La Plata	New Water Treatment Facilities; Consolidation of Water Treatment Facilities; Connection to a New or Existing Water Treatment Facility; Construction or Rehabilitation of Distribution and/or Transmission Lines; Water Storage Facilities; Water Supply Facilities; Source Water Protection Plan; Green Infrastructure	\$15,600,000	850	Gov
CO0109011	141450D	La Veta, Town of		La Veta	Huerfano	New Water Treatment Facilities; Improvement/Expansion of Water Treatment Facilities; Consolidation of Water Treatment Facilities; Connection to a New or Existing Water Treatment Facility; Construction or Rehabilitation of Distribution and/or Transmission Lines; Water Storage Facilities; Water Supply Facilities; Water Meters; Water Rights; Source Water Protection Plan; Green Infrastructure	\$3,600,000	811	Gov
CO0107473	141460D	Lafayette, City of		Lafayette	Boulder	New Water Treatment Facilities; Construction or Rehabilitation of Distribution and/or Transmission Lines; Water Storage Facilities	\$25,500,000	30,000	Gov
CO0127467	141470D	Lake City, Town of		Lake City	Hinsdale	Improvement/Expansion of Water Treatment Facilities; Construction or Rehabilitation of Distribution and/or Transmission Lines; Water Storage Facilities; Water Supply Facilities; Water Meters; Water Rights; Source Water Protection Plan	\$3,200,000	2,500	Gov
CO0134530	141490D	Lake Durango Water Authority		Durango	La Plata	Improvement/Expansion of Water Treatment Facilities; Connection to a New or Existing Water Treatment Facility; Construction or Rehabilitation of Distribution and/or Transmission Lines; Water Storage Facilities; Water Supply Facilities; Water Meters; Source Water Protection Plan; Green Infrastructure	\$7,094,000	3,000	Gov
CO0130467	170040D	Lakewood, City of		Lakewood	Jefferson	Construction or Rehabilitation of Distribution and/or Transmission Lines; Water Storage Facilities; Water Supply Facilities; Water Meters	\$9,000,000	6,000	Gov
CO0150700	141510D	Lamar, City of		Lamar	Prowers	New Water Treatment Facilities; Improvement/Expansion of Water Treatment Facilities; Consolidation of Water Treatment Facilities; Connection to a New or Existing Water Treatment Facility; Construction or Rehabilitation of Distribution and/or Transmission Lines; Water Storage Facilities; Water Supply Facilities; Water Meters; Water Rights; Source Water Protection Plan; Green Infrastructure	\$37,000,000	7,800	Gov
CO0135315	141530D	Larimer County	Glacier View Meadows 12th Filing	Fort Collins	Larimer	Improvement/Expansion of Water Treatment Facilities; Construction or Rehabilitation of Distribution and/or Transmission Lines	\$170,000	85	PNFP

**DRINKING WATER REVOLVING FUND (DWRF) LOAN PROGRAM**  
**2022 INTENDED USE PLAN**  
**APPENDIX A - PROJECT ELIGIBILITY LIST**

PWSID Number	Project Number	Entity	Project Name	Project City	Project County	Project Description	Project Cost	Population	Entity Type
CO0135315	141540D	Larimer County	Glacier View Meadows Water and Sewer Association	Fort Collins	Larimer	Construction or Rehabilitation of Distribution and/or Transmission Lines	\$400,000	500	PNFP
CO0235670	141570D	Larimer County	Red Feather Lakes	Fort Collins	Larimer	New Water Treatment Facilities; Construction or Rehabilitation of Distribution and/or Transmission Lines; Water Storage Facilities	\$4,000,000	500	Gov
CO0235283	220230D	Larimer County	Livermore Community Water Association	Fort Collins	Larimer	Improvement/Expansion of Water Treatment Facilities; Construction or Rehabilitation of Distribution and/or Transmission Lines; Water Rights	\$900,000	100	PNFP
CO0118030	141580D	Larkspur, Town of		Larkspur	Douglas	New Water Treatment Facilities; Improvement/Expansion of Water Treatment Facilities; Consolidation of Water Treatment Facilities; Connection to a New or Existing Water Treatment Facility; Construction or Rehabilitation of Distribution and/or Transmission Lines; Water Storage Facilities; Water Supply Facilities; Water Meters; Water Rights; Source Water Protection Plan	\$95,000	207	Gov
CO0106300	141590D	Las Animas, City of		Las Animas	Bent	New Water Treatment Facilities; Improvement/Expansion of Water Treatment Facilities; Consolidation of Water Treatment Facilities; Connection to a New or Existing Water Treatment Facility; Construction or Rehabilitation of Distribution and/or Transmission Lines; Water Storage Facilities; Water Supply Facilities; Water Meters; Water Rights; Source Water Protection Plan; Green Infrastructure	\$4,740,000	2,153	Gov
CO0157300	200190D	Last Dollar Planned Unit Development		Telluride	San Miguel	Improvement/Expansion of Water Treatment Facilities; Construction or Rehabilitation of Distribution and/or Transmission Lines; Water Storage Facilities; Water Supply Facilities; Water Meters; Source Water Protection Plan; Green Infrastructure	\$941,000	66	PNFP
CO0107472	210170D	Left Hand Water and Sanitation District		Boulder	Boulder	Construction or Rehabilitation of Distribution and/or Transmission Lines; Water Storage Facilities; Water Meters	\$5,000,000	250	Gov
CO0107471	141600D	Left Hand Water District		Niwot	Weld	Improvement/Expansion of Water Treatment Facilities; Construction or Rehabilitation of Distribution and/or Transmission Lines; Water Storage Facilities	\$75,900,000	21,123	Gov
CO0137015	141610D	Limon, Town of		Limon	Lincoln	New Water Treatment Facilities; Improvement/Expansion of Water Treatment Facilities; Construction or Rehabilitation of Distribution and/or Transmission Lines; Water Storage Facilities; Water Supply Facilities; Water Meters	\$3,200,000	1,973	Gov
Unknown	160290D	Lincoln County		Hugo	Lincoln	New Water Treatment Facilities; Improvement/Expansion of Water Treatment Facilities; Consolidation of Water Treatment Facilities; Connection to a New or Existing Water Treatment Facility; Construction or Rehabilitation of Distribution and/or Transmission Lines; Water Storage Facilities; Water Supply Facilities; Water Meters; Water Rights; Source Water Protection Plan; Green Infrastructure	\$920,000	5,692	Gov
CO0135477	220240D	Little Thompson Water District		Berthoud	Weld	New Water Treatment Facilities; Improvement/Expansion of Water Treatment Facilities; Connection to a New or Existing Water Treatment Facilities; Construction or Rehabilitation of Distribution and/or Transmission Lines; Water Storage Facilities; Water Supply Facilities; Green Infrastructure	\$163,616,000	21,779	Gov
CO0162486	091080D	Lochbuie, Town of		Lochbuie	Weld	New Water Treatment Facilities; Improvement/Expansion of Water Treatment Facilities; Connection to a New or Existing Water Treatment Facility; Water Storage Facilities; Water Supply Facilities; Water Meters	\$18,000,000	7,050	Gov
CO0138015	141620D	Log Lane Village, Town of		Log Lane Village	Morgan	Improvement/Expansion of Water Treatment Facilities; Construction or Rehabilitation of Distribution and/or Transmission Lines	\$650,000	1,106	Gov

**DRINKING WATER REVOLVING FUND (DWRF) LOAN PROGRAM**  
**2022 INTENDED USE PLAN**  
**APPENDIX A - PROJECT ELIGIBILITY LIST**

PWSID Number	Project Number	Entity	Project Name	Project City	Project County	Project Description	Project Cost	Population	Entity Type
CO0107485	141640D	Longmont, City of		Longmont	Boulder	Improvement/Expansion of Water Treatment Facilities; Consolidation of Water Treatment Facilities; Construction or Rehabilitation of Distribution and/or Transmission Lines; Water Storage Facilities; Water Supply Facilities; Water Meters	\$197,832,000	99,570	Gov
CO0110026	141650D	Lookout Mountain Water District		Evergreen	Jefferson	Improvement/Expansion of Water Treatment Facilities; Consolidation of Water Treatment Facilities; Construction or Rehabilitation of Distribution and/or Transmission Lines; Water Storage Facilities; Water Supply Facilities; Water Meters; Source Water Protection Plan; Green Infrastructure	\$27,850,000	1,300	Gov
CO0107487	141660D	Louisville, City of		Louisville	Boulder	Improvement/Expansion of Water Treatment Facilities; Construction or Rehabilitation of Distribution and/or Transmission Lines; Water Storage Facilities; Water Supply Facilities; Water Meters	\$29,150,000	21,287	Gov
CO0118035	141670D	Louviers Water and Sanitation District		Louviers	Douglas	New Water Treatment Facilities; Improvement/Expansion of Water Treatment Facilities; Connection to a New or Existing Water Treatment Facility; Construction or Rehabilitation of Distribution and/or Transmission Lines; Water Storage Facilities; Water Supply Facilities; Water Rights; Water Meters	\$14,060,000	269	Gov
CO0135485	220250D	Loveland, City of		Loveland	Larimer	Construction or Rehabilitation of Distribution and/or Transmission Lines; Water Storage Facilities	\$86,000,000	80,000	Gov
CO0254842	220260D	Lowell Whiteman School, Inc. dba Steamboat Mountain School		Steamboat Springs	Routt	Improvement/Expansion of Water Treatment Facilities; Construction or Rehabilitation of Distribution and/or Transmission Lines; Water Storage Facilities; Water Supply Facilities	\$225,000	200	PNFP
CO0107496	170240D	Lyons, Town of		Lyons	Boulder	Construction or Rehabilitation of Distribution and/or Transmission Lines; Water Storage Facilities; Water Meters	\$7,500,000	1,950	Gov
CO0111700	190260D	Manassa, Town of		Manassa	Conejos	Construction or Rehabilitation of Distribution and/or Transmission Lines; Water Storage Facilities	\$2,500,000	983	Gov
CO0142700	200200D	Mancos, Town of		Mancos	Montezuma	Improvement/Expansion of Water Treatment Facilities; Construction or Rehabilitation of Distribution and/or Transmission Lines; Water Storage Facilities	\$3,250,000	1,390	PNFP
CO0121450	141710D	Manitou Springs, City of		Manitou Springs	El Paso	Improvement/Expansion of Water Treatment Facilities; Construction or Rehabilitation of Distribution and/or Transmission Lines; Water Storage Facilities; Water Supply Facilities; Water Meters; Source Water Protection Plan; Green Infrastructure	\$56,485,000	5,200	Gov
CO0145450	141720D	Manzanola, Town of		Manzanola	Otero	New Water Treatment Facilities; Improvement/Expansion of Water Treatment Facilities; Construction or Rehabilitation of Distribution and/or Transmission Lines; Water Storage Facilities; Water Supply Facilities; Water Meters; Water Rights; Source Water Protection Plan; Green Infrastructure	\$915,000	416	Gov
CO0226500	220270D	Marble Water Company		Cabondale	Gunnison	New Water Treatment Facilities; Improvement/Expansion of Water Treatment Facilities; Construction or Rehabilitation of Distribution and/or Transmission Lines; Water Storage Facilities; Water Supply Facilities; Water Meters; Source Water Protection Plan	\$12,100,000	95	PNFP
CO0150800	143500D	May Valley Water Association		Wiley	Prowers	New Water Treatment Facilities; Improvement/Expansion of Water Treatment Facilities; Construction or Rehabilitation of Distribution and/or Transmission Lines; Water Storage Facilities; Water Meters	\$16,725,000	1,500	PNFP
CO0106500	143140D	McClave Water Association		McClave	Bent	New Water Treatment Facilities; Improvement/Expansion of Water Treatment Facilities; Consolidation of Water Treatment Facilities; Connection to a New or Existing Water Treatment Facility; Construction or Rehabilitation of Distribution and/or Transmission Lines; Water Storage Facilities; Water Supply Facilities; Water Meters; Water Rights; Source Water Protection Plan; Green Infrastructure	\$510,000	450	PNFP

**DRINKING WATER REVOLVING FUND (DWRF) LOAN PROGRAM**  
**2022 INTENDED USE PLAN**  
**APPENDIX A - PROJECT ELIGIBILITY LIST**

PWSID Number	Project Number	Entity	Project Name	Project City	Project County	Project Description	Project Cost	Population	Entity Type
CO0207504	030070D	Meadow Mountain Water Supply Company		Allenspark	Boulder	Construction or Rehabilitation of Distribution and/or Transmission Lines; Water Storage Facilities; Water Supply Facilities	\$3,780,000	80	PNFP
CO0152505	210180D	Meeker, Town of		Meeker	Rio Blanco	Construction or Rehabilitation of Distribution and/or Transmission Lines	\$2,600,000	2,465	Gov
CO0121455	220280D	Meridian Service Metropolitan District		Falcon	El Paso	Improvement/Expansion of Water Treatment Facilities; Construction or Rehabilitation of Distribution and/or Transmission Lines; Water Supply Facilities	\$24,835,000	9,300	Gov
CO0138025	210190D	Merino, Town of		Merino	Logan	Improvement/Expansion of Water Treatment Facilities; Connection to a New or Existing Water Treatment Facility; Construction or Rehabilitation of Distribution and/or Transmission Lines; Water Storage Facilities; Water Supply Facilities; Water Meters	\$2,800,000	280	Gov
Unknown	210200D	Mesa County Lower Valley Rural Public Improvement District		Grand Junction	Mesa	New Water Treatment Facilities	\$5,000,000	1,400	Gov
CO0139505	141750D	Mesa Water and Sanitation District		Mesa	Mesa	Construction or Rehabilitation of Distribution and/or Transmission Lines; Water Storage Facilities; Water Meters	\$1,325,000	170	Gov
CO0210017	160300D	Mill Creek Park Water Improvement Association		Dumont	Clear Creek	Water Storage Facilities	\$40,000	67	Gov
CO0162511	141770D	Milliken, Town of		Milliken	Weld	New Water Treatment Facilities; Improvement/Expansion of Water Treatment Facilities; Consolidation of Water Treatment Facilities; Construction or Rehabilitation of Distribution and/or Transmission Lines; Water Storage Facilities; Water Supply Facilities; Water Meters	\$25,700,000	5,900	Gov
CO0119510	141780D	Minturn, Town of		Minturn	Eagle	New Water Treatment Facilities; Improvement/Expansion of Water Treatment Facilities; Connection to a New or Existing Water Treatment Facility; Construction or Rehabilitation of Distribution and/or Transmission Lines; Water Storage Facilities; Water Supply Facilities; Water Meters; Water Rights	\$21,000,000	1,200	Gov
CO0155518	200210D	Moffat, Town of		Moffat	Saguache	New Water Treatment Facility; Connection to a New or Existing Water Treatment Facility; Construction or Rehabilitation of Distribution and/or Transmission Lines; Water Supply Facilities; Water Meters	\$445,000	127	Gov
CO0153600	141790D	Monte Vista, City of		Monte Vista	Rio Grande	Construction or Rehabilitation of Distribution and/or Transmission Lines; Water Storage Facilities; Water Supply Facilities	\$6,500,000	4,600	Gov
CO0142900	190390D	Montezuma Water Company		Dolores	Montezuma	Improvement/Expansion of Water Treatment Facilities; Construction or Rehabilitation of Distribution and/or Transmission Lines; Water Storage Facilities; Water Meters	\$17,750,000	13,500	PNFP
CO0143518	170260D	Montrose, City of		Montrose	Montrose	Construction or Rehabilitation of Distribution and/or Transmission Lines; Water Storage Facilities	\$17,255,000	19,000	Gov
CO0121475	030420D	Monument, Town of		Monument	El Paso	New Water Treatment Facilities; Improvement/Expansion of Water Treatment Facilities; Construction or Rehabilitation of Distribution and/or Transmission Lines; Water Storage Facilities; Water Supply Facilities; Water Meters	\$26,100,000	4,100	Gov
CO0144020	131740D	Morgan County Quality Water District		Fort Morgan	Morgan	Water Storage Facilities; Water Supply Facilities	\$2,000,000	6,995	Gov
CO0154518	141800D	Morrison Creek Metropolitan Water and Sanitation District		Oak Creek	Routt	Connection to a New or Existing Water Treatment Facility; Construction or Rehabilitation of Distribution and/or Transmission Lines; Water Storage Facilities; Water Supply Facilities	\$13,500,000	1,000	Gov
CO0130085	141810D	Morrison, Town of		Morrison	Jefferson	New Water Treatment Facilities; Improvement/Expansion of Water Treatment Facilities; Construction or Rehabilitation of Distribution and/or Transmission Lines; Water Storage Facilities; Water Supply Facilities	\$21,329,754	9,990	Gov
Unknown	200220D	Mount Carbon Metropolitan District		Greenwood Village	Jefferson	Construction or Rehabilitation of Distribution and/or Transmission Lines; Water Storage Facilities; Water Supply Facilities	\$7,750,000	1,500	Gov



**DRINKING WATER REVOLVING FUND (DWRF) LOAN PROGRAM**  
**2022 INTENDED USE PLAN**  
**APPENDIX A - PROJECT ELIGIBILITY LIST**

PWSID Number	Project Number	Entity	Project Name	Project City	Project County	Project Description	Project Cost	Population	Entity Type
CO0130090	200230D	Mount Vernon Country Club Metropolitan District		Golden	Jefferson	Improvement/Expansion of Water Treatment Facilities; Construction or Rehabilitation of Distribution and/or Transmission Lines; Water Storage Facilities; Water Supply Facilities; Water Meters	\$1,145,000	200	Gov
CO0154524	141830D	Mount Werner Water and Sanitation District		Steamboat Springs	Routt	Improvement/Expansion of Water Treatment Facilities; Water Storage Facilities; Water Supply Facilities	\$6,500,000	18,000	Gov
CO0133150	141840D	Mountain View Village Water and Sanitation District		Leadville	Lake	Improvement/Expansion of Water Treatment Facilities; Connection to a New or Existing Water Treatment Facility; Construction or Rehabilitation of Distribution and/or Transmission Lines; Water Storage Facilities	\$2,000,000	1,000	Gov
Unknown	160310D	Mountain View, Town of		Mountain View	Jefferson	Construction or Rehabilitation of Distribution and/or Transmission Lines; Water Meters	\$3,500,000	529	Gov
CO0130100	141850D	Mountain Water and Sanitation District		Conifer	Jefferson	Improvement/Expansion of Water Treatment Facilities; Construction or Rehabilitation of Distribution and/or Transmission Lines; Water Storage Facilities; Water Supply Facilities	\$5,100,000	900	Gov
CO0126190 CO0126505	170270D	Mt. Crested Butte Water and Sanitation District		Mount Crested Butte	Gunnison	Construction or Rehabilitation of Distribution and/or Transmission Lines; Water Storage Facilities; Water Supply Facilities; Water Rights; Source Water Protection Plan	\$12,000,000	3,500	Gov
CO0143533	141870D	Naturita, Town of		Naturita	Montrose	Construction or Rehabilitation of Distribution and/or Transmission Lines; Water Storage Facilities; Water Meters	\$2,200,000	540	Gov
CO0107538	141890D	Nederland, Town of		Nederland	Boulder	Improvement/Expansion of Water Treatment Facilities; Construction or Rehabilitation of Distribution and/or Transmission Lines; Water Storage Facilities; Water Supply Facilities; Water Meters; Source Water Protection Plan; Green Infrastructure	\$7,750,000	1,500	Gov
CO0162666	200240D	New Raymer, Town of		New Raymer	Weld	Improvement/Expansion of Water Treatment Facilities; Water Storage Facilities; Water Meters; Green Infrastructure	\$530,000	73	Gov
CO0145630	200250D	North Holbrook Water Company		Rocky ford	Otero	Improvement/Expansion of Water Treatment Facilities; Water Meters	\$30,000	75	PNFP
CO0254552	220290D	North Routt Community Charter School		Clark	Routt	Improvement/Expansion of Water Treatment Facilities; Connection to a New or Existing Water Treatment Facilities	\$50,000	120	PNFP
CO0125552	141910D	North Shore Water District		Grand Lake	Grand	Improvement/Expansion of Water Treatment Facilities; Water Storage Facilities; Water Supply Facilities	\$2,000,000	378	Gov
CO010105	190270D	North Table Mountain Water and Sanitation District		Golden	Jefferson	Improvement/Expansion of Water Treatment Facilities; Construction or Rehabilitation of Distribution and/or Transmission Lines; Water Storage Facilities; Water Supply Facilities; Water Meters; Green Infrastructure	\$23,293,500	10,000	Gov
CO0101110	170280D	North Washington Water Users Association		Eastlake	Adams	Improvement/Expansion of Water Treatment Facilities; Construction or Rehabilitation of Distribution and/or Transmission Lines; Water Supply Facilities; Water Meters	\$1,700,000	110	PNFP
CO0157500	141940D	Norwood Water Commission	Town of Norwood	Norwood	San Miguel	Construction or Rehabilitation of Distribution and/or Transmission Lines; Water Storage Facilities	\$7,461,180	1,500	Gov
CO0143559	141950D	Nucla, Town of		Nucla	Montrose	Construction or Rehabilitation of Distribution and/or Transmission Lines; Water Meters; Green Infrastructure	\$4,200,000	711	Gov
CO0154566	141970D	Oak Creek, Town of		Oak Creek	Routt	Improvement/Expansion of Water Treatment Facilities; Construction or Rehabilitation of Distribution and/or Transmission Lines; Water Storage Facilities; Water Supply Facilities; Water Meters; Source Water Protection Plan	\$10,375,000	914	Gov
CO0143582	141980D	Olathe, Town of		Olathe	Montrose	Connection to a New or Existing Water Treatment Facility; Construction or Rehabilitation of Distribution and/or Transmission Lines; Water Storage Facilities; Water Supply Facilities; Water Meters; Water Rights; Green Infrastructure	\$3,501,000	1,850	Gov
CO0107582	141990D	Olde Stage Water District		Boulder	Boulder	Water Storage Facilities	\$100,000	250	Gov



**DRINKING WATER REVOLVING FUND (DWRF) LOAN PROGRAM**  
**2022 INTENDED USE PLAN**  
**APPENDIX A - PROJECT ELIGIBILITY LIST**

PWSID Number	Project Number	Entity	Project Name	Project City	Project County	Project Description	Project Cost	Population	Entity Type
CO0113500	142000D	Olney Springs, Town of		Olney Springs	Crowley	New Water Treatment Facilities; Improvement/Expansion of Water Treatment Facilities; Construction or Rehabilitation of Distribution and/or Transmission Lines; Water Storage Facilities; Water Supply Facilities; Water Meters; Source Water Protection Plan	\$7,250,000	350	Gov
CO0157600	142010D	Ophir, Town of		Ophir	San Miguel	Construction or Rehabilitation of Distribution and/or Transmission Lines; Water Storage Facilities; Water Supply Facilities; Water Meters; Green Infrastructure	\$700,000	191	Gov
CO0115588	190280D	Orchard City, Town of		Austin	Delta	Improvement/Expansion of Water Treatment Facilities; Construction or Rehabilitation of Distribution and/or Transmission Lines; Water Storage Facilities; Water Meters; Water Rights	\$8,400,000	3,100	Gov
CO0113700	142020D	Ordway, Town of		Ordway	Crowley	New Water Treatment Facilities; Improvement/Expansion of Water Treatment Facilities; Consolidation of Water Treatment Facilities; Connection to a New or Existing Water Treatment Facility; Construction or Rehabilitation of Distribution and/or Transmission Lines; Water Storage Facilities; Water Supply Facilities; Water Meters; Water Rights; Source Water Protection Plan; Green Infrastructure	\$2,030,000	1,084	Gov
CO0161010	200260D	Otis, Town of		Otis	Washington	New Water Treatment Facility; Improvement/Expansion of Water Treatment Facilities; Construction or Rehabilitation of Distribution and/or Transmission Lines; Water Storage Facilities; Water Supply Facilities; Water Meters	\$4,700,000	487	Gov
CO0146588	142030D	Ouray, City of		Ouray	Ouray	New Water Treatment Facilities; Improvement/Expansion of Water Treatment Facilities; Construction or Rehabilitation of Distribution and/or Transmission Lines; Water Storage Facilities; Water Meters	\$8,700,000	1,100	Gov
CO0158005	200270D	Ovid, Town of		Ovid	Sedgwick	Improvement/Expansion of Water Treatment Facilities; Construction or Rehabilitation of Distribution and/or Transmission Lines; Water Storage Facilities; Water Supply Facilities; Water Meters; Green Infrastructure	\$7,057,500	375	Gov
CO0104300	142050D	Pagosa Area Water and Sanitation District		Pagosa Springs	Archuleta	New Water Treatment Facilities; Improvement/Expansion of Water Treatment Facilities; Consolidation of Water Treatment Facilities; Construction or Rehabilitation of Distribution and/or Transmission Lines; Water Storage Facilities; Water Supply Facilities; Green Infrastructure	\$33,136,000	11,000	Gov
CO0221690	142060D	Paint Brush Hills Metropolitan District		Peyton	El Paso	New Water Treatment Facilities; Consolidation of Water Treatment Facilities; Construction or Rehabilitation of Distribution and/or Transmission Lines; Water Storage Facilities; Water Supply Facilities; Water Meters	\$7,600,000	3,300	Gov
CO0139600	142070D	Palisade, Town of		Palisade	Mesa	Improvement/Expansion of Water Treatment Facilities; Construction or Rehabilitation of Distribution and/or Transmission Lines; Water Supply Facilities; Water Meters; Source Water Protection Plan; Green Infrastructure	\$11,590,000	3,060	Gov
CO0121575	142080D	Palmer Lake, Town of		Palmer Lake	El Paso	Improvement/Expansion of Water Treatment Facilities; Construction or Rehabilitation of Distribution and/or Transmission Lines; Water Storage Facilities; Water Supply Facilities; Water Meters; Water Rights	\$2,200,000	2,893	Gov
CO0123595	160340D	Panorama Ranches Homeowners Association		Carbondale	Garfield	Improvement/Expansion of Water Treatment Facilities; Water Supply Facilities	\$150,000	113	PNFP
CO0123601	210240D	Panoramic Mesa Subdivision		Silt	Garfield	Construction or Rehabilitation of Distribution and/or Transmission Lines; Water Storage Facilities; Water Supply Facilities; Source Water Protection Plan	\$500,000	45	PNFP
CO0115601	130200D	Paonia, Town of		Paonia	Delta	Construction or Rehabilitation of Distribution and/or Transmission Lines; Water Storage Facilities; Water Meters	\$7,400,000	1,693	Gov

**DRINKING WATER REVOLVING FUND (DWRF) LOAN PROGRAM**  
**2022 INTENDED USE PLAN**  
**APPENDIX A - PROJECT ELIGIBILITY LIST**

PWSID Number	Project Number	Entity	Project Name	Project City	Project County	Project Description	Project Cost	Population	Entity Type
CO0123602	190290D	Parachute, Town of		Parachute	Garfield	New Water Treatment Facilities; Improvement/Expansion of Water Treatment Facilities; Construction or Rehabilitation of Distribution and/or Transmission Lines; Water Storage Facilities; Water Supply Facilities; Water Meters; Source Water Protection Plan; Green Infrastructure	\$5,000,000	1113	Gov
Unknown	190020D	Paradise Acres Homeowners Association		La Veta	Huerfano	New Water Treatment Facilities; Construction or Rehabilitation of Distribution and/or Transmission Lines; Water Storage Facilities; Water Supply Facilities; Water Meters	\$110,000	65	PNFP
Unknown	200280D	Paradise Hills Homeowners Association		Golden	Jefferson	Construction or Rehabilitation of Distribution and/or Transmission Lines; Water Meters	\$600,000	240	PNFP
CO0121600	142110D	Park Forest Water District		Colorado Springs	El Paso	New Water Treatment Facilities; Improvement/Expansion of Water Treatment Facilities; Connection to a New or Existing Water Treatment Facility; Construction or Rehabilitation of Distribution and/or Transmission Lines; Water Storage Facilities; Water Supply Facilities; Water Meters; Source Water Protection Plan; Green Infrastructure	\$4,813,000	1,000	Gov
CO0130115	210250D	Park Water Company	Wonderview	Evergreen	Jefferson	Construction or Rehabilitation of Distribution and/or Transmission Lines	\$300,000	100	PNFP
CO0118040	220300D	Parker Water and Sanitation District		Parker	Douglas	New Water Treatment Facilities; Improvement/Expansion of Water Treatment Facilities; Connection to a New or Existing Water Treatment Facilities; Construction or Rehabilitation of Distribution and/or Transmission Lines; Water Storage Facilities; Water Supply Facilities; Water Meters; Green Infrastructure	\$140,540,005	55,000	Gov
CO0133700	200290D	Parkville Water District		Leadville	Lake	New Water Treatment Facilities; Improvement/Expansion of Water Treatment Facilities; Construction or Rehabilitation of Distribution and/or Transmission Lines; Water Storage Facilities; Water Supply Facilities	\$31,400,000	8,000	Gov
CO0145540	160350D	Patterson Valley Water Company		Rocky Ford	Otero	Improvement/Expansion of Water Treatment Facilities; Construction or Rehabilitation of Distribution and/or Transmission Lines; Water Storage Facilities; Water Meters; Water Rights; Source Water Protection Plan	\$3,470,000	150	PNFP
CO0138030	142130D	Peetz, Town of		Peetz	Logan	Improvement/Expansion of Water Treatment Facilities; Construction or Rehabilitation of Distribution and/or Transmission Lines; Water Storage Facilities; Water Supply Facilities; Water Meters	\$670,000	238	Gov
CO0122700	143050D	Penrose Water District		Penrose	Fremont	New Water Treatment Facilities; Improvement/Expansion of Water Treatment Facilities; Construction or Rehabilitation of Distribution and/or Transmission Lines; Water Storage Facilities; Water Supply Facilities; Water Meters; Green Infrastructure	\$8,530,000	3,285	Gov
CO0118045	142140D	Perry Park Water and Sanitation District		Larkspur	Douglas	Improvement/Expansion of Water Treatment Facilities; Construction or Rehabilitation of Distribution and/or Transmission Lines; Water Storage Facilities; Water Supply Facilities; Water Meters	\$5,800,000	3,500	Gov
CO0107610	190300D	Pine Brook Water District		Boulder	Boulder	Construction or Rehabilitation of Distribution and/or Transmission Lines; Water Storage Facilities; Water Supply Facilities; Source Water Protection Plan	\$11,450,000	1,180	Gov
CO0151450	990350D	Pine Drive Water District		Beulah	Pueblo	Improvement/Expansion of Water Treatment Facilities; Consolidation of Water Treatment Facilities; Connection to a New or Existing Water Treatment Facility; Construction or Rehabilitation of Distribution and/or Transmission Lines; Water Storage Facilities; Water Supply Facilities; Water Meters	\$8,750,000	405	Gov
CO0135610	142170D	Pinewood Springs Water District		Lyons	Larimer	Improvement/Expansion of Water Treatment Facilities; Construction or Rehabilitation of Distribution and/or Transmission Lines; Water Storage Facilities; Water Meters; Source Water Protection Plan	\$1,875,000	900	Gov

**DRINKING WATER REVOLVING FUND (DWRF) LOAN PROGRAM**  
**2022 INTENDED USE PLAN**  
**APPENDIX A - PROJECT ELIGIBILITY LIST**

PWSID Number	Project Number	Entity	Project Name	Project City	Project County	Project Description	Project Cost	Population	Entity Type
CO0128650	190310D	Pinon Hills Water Users Association		Walsenburg	Huerfano	Improvement/Expansion of Water Treatment Facilities; Construction or Rehabilitation of Distribution and/or Transmission Lines; Water Storage Facilities; Water Supply Facilities; Water Meters; Source Water Protection Plan; Green Infrastructure	\$545,000	68	PNFP
CO0149609	210260D	Pitkin County	Phillips Mobile Park	Aspen	Pitkin	New Water Treatment Facilities; Connection to a New or Existing Water Treatment Facility; Construction or Rehabilitation of Distribution and/or Transmission Lines; Water Storage Facilities; Water Meters	\$905,056	240	Gov
CO0162615	142180D	Platteville, Town of		Platteville	Weld	Construction or Rehabilitation of Distribution and/or Transmission Lines; Water Storage Facilities; Water Supply Facilities; Water Rights	\$8,500,000	2,900	Gov
CO0108650	142190D	Poncha Springs, Town of		Poncha Springs	Chaffee	New Water Treatment Facilities; Improvement/Expansion of Water Treatment Facilities; Construction or Rehabilitation of Distribution and/or Transmission Lines; Water Storage Facilities; Water Supply Facilities; Source Water Protection Plan	\$2,513,696	967	Gov
CO0105300	142200D	Pritchett, Town of		Pritchett	Baca	New Water Treatment Facilities; Improvement/Expansion of Water Treatment Facilities; Construction or Rehabilitation of Distribution and/or Transmission Lines; Water Storage Facilities; Water Supply Facilities; Water Meters; Water Rights; Source Water Protection Plan; Green Infrastructure	\$240,000	131	Gov
CO0143621	142210D	Project 7 Water Authority		Montrose	Montrose	New Water Treatment Facilities; Construction or Rehabilitation of Distribution and/or Transmission Lines; Water Supply Facilities	\$80,000,000	53,000	Gov
CO0150850	160390D	Prosperity Lane Water and Sewer Association		Lamar	Prowers	Construction or Rehabilitation of Distribution and/or Transmission Lines; Water Meters	\$425,000	400	PNFP
CO0151500	142220D	Pueblo Board of Water Works		Pueblo	Pueblo	Improvement/Expansion of Water Treatment Facilities; Construction or Rehabilitation of Distribution and/or Transmission Lines; Water Storage Facilities; Water Meters	\$73,284,300	110,000	Gov
CO0151650	142230D	Pueblo West Metropolitan District		Pueblo West	Pueblo	Improvement/Expansion of Water Treatment Facilities; Construction or Rehabilitation of Distribution and/or Transmission Lines; Water Storage Facilities; Water Supply Facilities; Water Meters; Source Water Protection Plan	\$21,475,000	32,000	Gov
CO0121675	170300D	Ramah, Town of		Ramah	El Paso	New Water Treatment Facilities; Improvement/Expansion of Water Treatment Facilities; Construction or Rehabilitation of Distribution and/or Transmission Lines; Water Storage Facilities; Water Supply Facilities; Water Meters	\$5,155,000	127	Gov
CO0123667	220310D	Ranch at Roaring Fork Homeowners Association		Carbondale	Garfield	New Water Treatment Facilities; Improvement/Expansion of Water Treatment Facilities; Consolidation of Water Treatment Facilities; Connection to a New or Existing Water Treatment Facilities; Construction or Rehabilitation of Distribution and/or Transmission Lines; Water Storage Facilities; Water Supply Facilities	\$25,000,000	500	PNFP
Co0152666	142260D	Rangely, Town of		Rangely	Rio Blanco	New Water Treatment Facilities; Improvement/Expansion of Water Treatment Facilities; Water Storage Facilities; Water Meters	\$25,500,000	2,100	Gov
CO0262672	220320D	Ravencrest Chalet Retreat Center		Estes Park	Larimer	Improvement/Expansion of Water Treatment Facilities	\$50,000	300	PNFP
CO0119674	180070D	Red Canyon Acres Homeowners Association		Eagle	Eagle	Improvement/Expansion of Water Treatment Facilities; Water Storage Facilities; Water Meters	\$50,000	31	PNFP
CO0119671	142270D	Red Cliff, Town of		Red Cliff	Eagle	Improvement/Expansion of Water Treatment Facilities; Construction or Rehabilitation of Distribution and/or Transmission Lines; Water Storage Facilities	\$2,000,000	451	Gov
CO0121700	142280D	Red Rock Valley Estates Water District		Colorado Springs	El Paso	New Water Treatment Facilities; Improvement/Expansion of Water Treatment Facilities; Consolidation of Water Treatment Facilities; Construction or Rehabilitation of Distribution and/or Transmission Lines; Water Storage Facilities; Water Supply Facilities; Water Meters; Green Infrastructure	\$1,645,000	300	Gov

**DRINKING WATER REVOLVING FUND (DWRF) LOAN PROGRAM**  
**2022 INTENDED USE PLAN**  
**APPENDIX A - PROJECT ELIGIBILITY LIST**

PWSID Number	Project Number	Entity	Project Name	Project City	Project County	Project Description	Project Cost	Population	Entity Type
CO0119673	210280D	Red Sky Ranch Metropolitan Water District		Edwards	Eagle	Improvement/Expansion of Water Treatment Facilities; Water Storage Facilities; Water Meters	\$330,000	291	Gov
CO0117700	142290D	Rico, Town of		Rico	Dolores	Improvement/Expansion of Water Treatment Facilities; Construction or Rehabilitation of Distribution and/or Transmission Lines; Water Storage Facilities; Water Supply Facilities; Water Meters; Source Water Protection Plan	\$4,880,000	230	Gov
CO0160400	160420D	Ridgewood Water District		Woodland Park	Teller	Construction or Rehabilitation of Distribution and/or Transmission Lines; Water Storage Facilities; Water Supply Facilities; Water Meters; Water Rights; Source Water Protection Plan	\$1,238,000	250	Gov
CO0146676	142310D	Ridgway, Town of		Ridgway	Ouray	Improvement/Expansion of Water Treatment Facilities; Construction or Rehabilitation of Distribution and/or Transmission Lines; Water Storage Facilities; Water Supply Facilities; Water Meters; Water Rights; Source Water Protection Plan; Green Infrastructure	\$6,755,000	1,000	Gov
CO0123676	142320D	Rifle, City of		Rifle	Garfield	Improvement/Expansion of Water Treatment Facilities; Water Storage Facilities; Water Supply Facilities	\$14,000,000	9,744	Gov
CO0123679	210290D	Riverbend Water and Sewer Company		New Castle	Garfield	Water Storage Facilities; Water Meters	\$86,000	250	PNFP
CO0121725	143070D	Rock Creek Mesa Water District		Colorado Springs	El Paso	Improvement/Expansion of Water Treatment Facilities	\$1,313,500	696	Gov
CO0122800	142340D	Rockvale, Town of		Rockvale	Fremont	New Water Treatment Facilities; Improvement/Expansion of Water Treatment Facilities; Connection to a New or Existing Water Treatment Facility; Construction or Rehabilitation of Distribution and/or Transmission Lines; Water Storage Facilities; Water Supply Facilities; Water Meters; Water Rights; Source Water Protection Plan; Green Infrastructure	\$1,275,000	517	Gov
CO0145600	200300D	Rocky Ford, City of		Rocky Ford	Otero	Improvement/Expansion of Water Treatment Facilities; Consolidation of Water Treatment Facilities; Construction or Rehabilitation of Distribution and/or Transmission Lines; Water Storage Facilities; Water Supply Facilities; Water Meters; Source Water Protection Plan	\$30,000,000	3,827	Gov
CO0111800	180080D	Romeo, Town of		Romeo	Conejos	Construction or Rehabilitation of Distribution and/or Transmission Lines; Water Storage Facilities; Water Meters	\$1,000,000	406	Gov
CO0160450	143520D	Rosewood Hills Property and Homeowners Association		Woodland Park	Teller	Improvement/Expansion of Water Treatment Facilities; Construction or Rehabilitation of Distribution and/or Transmission Lines; Water Storage Facilities; Water Supply Facilities; Water Meters; Source Water Protection Plan	\$3,700,000	150	PNFP
CO0114500	142360D	Round Mountain Water and Sanitation District		Westcliffe	Custer	Improvement/Expansion of Water Treatment Facilities; Construction or Rehabilitation of Distribution and/or Transmission Lines; Water Storage Facilities; Water Supply Facilities; Water Meters; Water Rights	\$11,200,000	1,450	Gov
CO0219685	210300D	Roundup River Ranch (camp)		Gypsum	Eagle	Improvement/Expansion of Water Treatment Facilities; Construction or Rehabilitation of Distribution and/or Transmission Lines; Water Supply Facilities	\$3,000,000	300	PNFP
CO0154609	142370D	Routt County	Community of Phippsburg	Phippsburg	Routt	Construction or Rehabilitation of Distribution and/or Transmission Lines; Water Supply Facilities; Water Meters; Water Rights	\$435,000	296	Gov
CO0118055	142390D	Roxborough Water and Sanitation District		Littleton	Douglas	Improvement/Expansion of Water Treatment Facilities; Connection to a New or Existing Water Treatment Facility; Construction or Rehabilitation of Distribution and/or Transmission Lines; Water Supply Facilities; Water Meters	\$47,100,000	11,000	Gov
CO0151700	142400D	Rye, Town of		Rye	Pueblo	New Water Treatment Facilities; Improvement/Expansion of Water Treatment Facilities; Construction or Rehabilitation of Distribution and/or Transmission Lines; Water Storage Facilities; Water Supply Facilities; Water Rights	\$7,150,000	850	Gov
CO0155800	142410D	Saguache, Town of		Saguache	Saguache	Construction or Rehabilitation of Distribution and/or Transmission Lines; Water Storage Facilities; Water Supply Facilities; Water Meters	\$2,799,800	498	Gov

**DRINKING WATER REVOLVING FUND (DWRF) LOAN PROGRAM**  
**2022 INTENDED USE PLAN**  
**APPENDIX A - PROJECT ELIGIBILITY LIST**

PWSID Number	Project Number	Entity	Project Name	Project City	Project County	Project Description	Project Cost	Population	Entity Type
CO0108700	142420D	Salida, City of		Salida	Chaffee	Improvement/Expansion of Water Treatment Facilities; Consolidation of Water Treatment Facilities; Construction or Rehabilitation of Distribution and/or Transmission Lines; Water Storage Facilities; Water Supply Facilities; Water Meters; Source Water Protection Plan	\$15,450,006	6,082	Gov
CO0104900	142430D	San Juan River Village Metropolitan District		Pagosa Springs	Archuleta	Improvement/Expansion of Water Treatment Facilities; Construction or Rehabilitation of Distribution and/or Transmission Lines; Water Storage Facilities; Water Supply Facilities	\$725,000	500	Gov
CO0112900	142440D	San Luis Water and Sanitation District		San Luis	Costilla	Water Supply Facilities	\$831,008	629	Gov
CO0121775	142450D	Security Water District		Colorado Springs	El Paso	New Water Treatment Facilities; Improvement/Expansion of Water Treatment Facilities; Construction or Rehabilitation of Distribution and/or Transmission Lines; Water Storage Facilities; Water Supply Facilities; Green Infrastructure	\$34,000,000	22,000	Gov
CO0118060	142460D	Sedalia Water and Sanitation District		Sedalia	Douglas	New Water Treatment Facilities; Improvement/Expansion of Water Treatment Facilities; Construction or Rehabilitation of Distribution and/or Transmission Lines; Water Storage Facilities; Water Supply Facilities; Water Meters; Source Water Protection Plan	\$18,600,000	215	Gov
CO0158010	200310D	Sedgwick, Town of		Sedgwick	Sedgwick	Construction or Rehabilitation of Distribution and/or Transmission Lines; Water Storage Facilities; Water Meters	\$6,500,000	143	Gov
CO0132015	200320D	Seibert, Town of		Seibert	Kit Carson	New Water Treatment Facility; Improvement/Expansion of Water Treatment Facilities; Construction or Rehabilitation of Distribution and/or Transmission Lines; Water Storage Facilities; Water Supply Facilities; Water Meters; Source Water Protection Plan; Green Infrastructure	\$570,000	216	Gov
CO0107710	180090D	Shannon Water and Sanitation District		Boulder	Boulder	Improvement/Expansion of Water Treatment Facilities; Construction or Rehabilitation of Distribution and/or Transmission Lines; Water Storage Facilities; Water Supply Facilities; Water Meters; Green Infrastructure	\$2,100,000	350	Gov
CO0147090	220330D	Shawnee Water Consumers Association		Shawnee	Park	Improvement/Expansion of Water Treatment Facilities; Construction or Rehabilitation of Distribution and/or Transmission Lines; Water Storage Facilities; Water Supply Facilities; Water Meters	\$115,000	120	PNFP
CO0131800	143080D	Sheridan Lake Water District		Sheridan Lake	Kiowa	New Water Treatment Facilities; Improvement/Expansion of Water Treatment Facilities; Construction or Rehabilitation of Distribution and/or Transmission Lines; Water Storage Facilities; Water Supply Facilities; Water Meters; Water Rights; Source Water Protection Plan; Green Infrastructure	\$400,000	88	Gov
CO0125708	180110D	Shores of Shadow Mountain Homeowners Association		Grand Lake	Grand	Improvement/Expansion of Water Treatment Facilities; Construction or Rehabilitation of Distribution and/or Transmission Lines; Water Storage Facilities	\$100,000	138	PNFP
Unknown	220340D	Sidney Peak Ranch Owners' Association, Inc.		Steamboat Springs	Routt	Improvement/Expansion of Water Treatment Facilities; Construction or Rehabilitation of Distribution and/or Transmission Lines; Water Supply Facilities	\$175,000	125	PNFP
CO0123710	210320D	Silt, Town of		Silt	Garfield	Improvement/Expansion of Water Treatment Facilities; Construction or Rehabilitation of Distribution and/or Transmission Lines; Water Supply Facilities; Water Meters	\$30,030,000	3,100	Gov
CO0118075	210330D	Silver Heights Water and Sanitation District		Castle Rock	Douglas	Construction or Rehabilitation of Distribution and/or Transmission Lines; Water Meters	\$10,000	124	Gov
CO0110035	142510D	Silver Plume, Town of		Silver Plume	Clear Creek	New Water Treatment Facilities; Improvement/Expansion of Water Treatment Facilities; Construction or Rehabilitation of Distribution and/or Transmission Lines; Water Storage Facilities; Water Supply Facilities; Water Meters; Source Water Protection Plan; Green Infrastructure	\$520,000	177	Gov

**DRINKING WATER REVOLVING FUND (DWRF) LOAN PROGRAM**  
**2022 INTENDED USE PLAN**  
**APPENDIX A - PROJECT ELIGIBILITY LIST**

PWSID Number	Project Number	Entity	Project Name	Project City	Project County	Project Description	Project Cost	Population	Entity Type
CO0159095	210340D	Silverthorne, Town of		Silverthorne	Summit	New Water Treatment Facilities; Construction or Rehabilitation of Distribution and/or Transmission Lines; Water Supply Facilities; Water Meters; Water Rights; Source Water Protection Plan; Green Infrastructure	\$12,250,000	4,236	Gov
CO0156600	142520D	Silverton, Town of		Silverton	San Juan	Improvement/Expansion of Water Treatment Facilities; Connection to a New or Existing Water Treatment Facility; Construction or Rehabilitation of Distribution and/or Transmission Lines; Water Supply Facilities; Water Rights	\$16,100,000	660	Gov
CO0120025	132320D	Simla, Town of		Simla	Elbert	New Water Treatment Facilities; Improvement/Expansion of Water Treatment Facilities; Connection to a New or Existing Water Treatment Facility; Construction or Rehabilitation of Distribution and/or Transmission Lines; Water Storage Facilities; Water Supply Facilities; Water Meters; Source Water Protection Plan; Green Infrastructure	\$390,000	643	Gov
CO0235712	220350D	Sky Corral Ranch Retreat Center		Bellvue	Larimer	Improvement/Expansion of Water Treatment Facilities; Water Supply Facilities	\$800,000	100	PNFP
CO0159105	190320D	Snake River Water District		Dillon	Summit	New Water Treatment Facilities; Improvement/Expansion of Water Treatment Facilities; Construction or Rehabilitation of Distribution and/or Transmission Lines; Water Storage Facilities; Water Supply Facilities	\$38,492,000	10,000	Gov
CO0126715	170320D	Somerset Domestic Water District		Gunnison	Gunnison	Improvement/Expansion of Water Treatment Facilities; Water Storage Facilities; Water Supply Facilities; Water Meters; Source Water Protection Plan	\$111,000	100	Gov
CO0101140	180120D	South Adams County Water and Sanitation District		Commerce City	Adams	New Water Treatment Facilities; Improvement/Expansion of Water Treatment Facilities; Construction or Rehabilitation of Distribution and/or Transmission Lines; Water Storage Facilities; Water Supply Facilities	\$54,000,000	65,000	Gov
CO0153451	160450D	South Fork, Town of		South Fork	Rio Grande	New Water Treatment Facilities; Improvement/Expansion of Water Treatment Facilities; Consolidation of Water Treatment Facilities; Connection to a New or Existing Water Treatment Facility; Construction or Rehabilitation of Distribution and/or Transmission Lines; Water Storage Facilities; Water Supply Facilities; Water Meters; Water Rights; Source Water Protection Plan	\$10,000,000	600	Gov
CO0103843	220360D	South Metro Water Supply Authority		Greenwood Village	Arapahoe	New Water Treatment Facilities; Water Storage Facilities; Water Supply Facilities; Source Water Protection Plan	\$461,000,000	291,000	Gov
CO0145690	143450D	South Swink Water Company		Swink	Otero	New Water Treatment Facilities; Improvement/Expansion of Water Treatment Facilities; Consolidation of Water Treatment Facilities; Connection to a New or Existing Water Treatment Facility; Construction or Rehabilitation of Distribution and/or Transmission Lines; Water Storage Facilities; Water Supply Facilities; Water Meters; Source Water Protection Plan; Green Infrastructure	\$5,470,000	610	PNFP
CO0236550	143380D	Spanish Peaks Landowners Association		Aguilar	Las Animas	Improvement/Expansion of Water Treatment Facilities; Construction or Rehabilitation of Distribution and/or Transmission Lines; Water Supply Facilities	\$100,000	120	PNFP
CO0135721	142570D	Spring Canyon Water and Sanitation District		Fort Collins	Larimer	Construction or Rehabilitation of Distribution and/or Transmission Lines; Water Storage Facilities; Water Meters	\$6,063,564	2,120	Gov
CO0120717	180130D	Spring Valley Metropolitan District No. 1		Elizabeth	Elbert	Water Storage Facilities; Water Supply Facilities	\$5,250,000	1,000	Gov
CO0105500	200330D	Springfield, Town of		Springfield	Baca	New Water Treatment Facilities; Improvement/Expansion of Water Treatment Facilities; Construction or Rehabilitation of Distribution and/or Transmission Lines; Water Storage Facilities; Water Supply Facilities; Water Meters	\$9,475,000	1,454	Gov
CO0151750	961450D	St. Charles Mesa Water District		Pueblo	Pueblo	Connection to a New or Existing Water Treatment Facility; Construction or Rehabilitation of Distribution and/or Transmission Lines; Water Storage Facilities; Water Meters	\$1,163,587	9,560	Gov

**DRINKING WATER REVOLVING FUND (DWRF) LOAN PROGRAM**  
**2022 INTENDED USE PLAN**  
**APPENDIX A - PROJECT ELIGIBILITY LIST**

PWSID Number	Project Number	Entity	Project Name	Project City	Project County	Project Description	Project Cost	Population	Entity Type
CO0110040	132330D	St. Mary's Glacier Water and Sanitation District		Idaho Springs	Clear Creek	Improvement/Expansion of Water Treatment Facilities; Construction or Rehabilitation of Distribution and/or Transmission Lines; Water Storage Facilities; Water Supply Facilities; Water Meters	\$9,860,000	475	Gov
CO0136724	170340D	Starkville, Town of		Trinidad	Las Animas	New Water Treatment Facilities; Improvement/Expansion of Water Treatment Facilities; Construction or Rehabilitation of Distribution and/or Transmission Lines; Water Storage Facilities; Water Supply Facilities; Water Meters; Source Water Protection Plan; Green Infrastructure	\$580,000	54	Gov
CO0154724	220370D	Steamboat II Metropolitan District		Steamboat Springs	Routt	Improvement/Expansion of Water Treatment Facilities; Construction or Rehabilitation of Distribution and/or Transmission Lines; Water Storage Facilities; Water Supply Facilities	\$3,300,000	1,450	Gov
CO0254724	170350D	Steamboat Lake Water and Sanitation District		Clark	Routt	New Water Treatment Facilities; Improvement/Expansion of Water Treatment Facilities; Connection to a New or Existing Water Treatment Facility; Construction or Rehabilitation of Distribution and/or Transmission Lines; Water Storage Facilities; Water Supply Facilities; Water Meters; Source Water Protection Plan	\$3,950,000	320	Gov
CO0154725	142610D	Steamboat Springs, City of		Steamboat Springs	Routt	New Water Treatment Facilities; Improvement/Expansion of Water Treatment Facilities; Construction or Rehabilitation of Distribution and/or Transmission Lines; Water Supply Facilities; Source Water Protection Plan	\$45,083,000	9,950	Gov
CO0138045	142620D	Sterling, City of		Sterling	Logan	Improvement/Expansion of Water Treatment Facilities; Construction or Rehabilitation of Distribution and/or Transmission Lines; Water Storage Facilities; Water Supply Facilities	\$77,000,000	15,500	Gov
CO0101145	142640D	Strasburg Sanitation and Water District		Strasburg	Adams	New Water Treatment Facilities; Improvement/Expansion of Water Treatment Facilities; Construction or Rehabilitation of Distribution and/or Transmission Lines; Water Supply Facilities; Water Meters; Green Infrastructure	\$14,500,000	1,754	Gov
CO0121800	170360D	Stratmoor Hills Water District		Colorado Springs	El Paso	New Water Treatment Facilities; Improvement/Expansion of Water Treatment Facilities; Connection to a New or Existing Water Treatment Facility; Construction or Rehabilitation of Distribution and/or Transmission Lines; Water Storage Facilities; Water Supply Facilities; Water Meters; Source Water Protection Plan	\$5,800,000	6,500	Gov
CO0132020	142650D	Stratton, Town of		Stratton	Kit Carson	New Water Treatment Facilities; Improvement/Expansion of Water Treatment Facilities; Construction or Rehabilitation of Distribution and/or Transmission Lines; Water Storage Facilities; Water Supply Facilities; Water Meters; Source Water Protection Plan; Green Infrastructure	\$5,395,000	639	Gov
CO0115726	220380D	Stucker Mesa Domestic Water Company		Paonia	Delta	Improvement/Expansion of Water Treatment Facilities; Water Storage Facilities; Water Supply Facilities	\$215,000	35	PNFP
CO0133900	220390D	Sugar City, Town of		Sugar City	Crowley	New Water Treatment Facilities; Improvement/Expansion of Water Treatment Facilities; Construction or Rehabilitation of Distribution and/or Transmission Lines; Water Storage Facilities; Water Supply Facilities; Water Meters; Water Rights; Source Water Protection Plan	\$200,000	261	Gov
CO0239725	150130D	Sunset Lake Summer Home Improvement Association		Palisade	Mesa	Improvement/Expansion of Water Treatment Facilities; Construction or Rehabilitation of Distribution and/or Transmission Lines; Water Storage Facilities; Water Supply Facilities; Source Water Protection Plan	\$610,000	32	PNFP
CO0107725	142670D	Superior Metropolitan District No. 1	Superior, Town of	Superior	Boulder	Improvement/Expansion of Water Treatment Facilities; Construction or Rehabilitation of Distribution and/or Transmission Lines	\$14,900,000	13,000	Gov
CO0159725	190330D	Swans Nest Metropolitan District		Breckenridge	Summit	Improvement/Expansion of Water Treatment Facilities; Water Storage Facilities	\$1,000,000	200	Gov



**DRINKING WATER REVOLVING FUND (DWRF) LOAN PROGRAM**  
**2022 INTENDED USE PLAN**  
**APPENDIX A - PROJECT ELIGIBILITY LIST**

PWSID Number	Project Number	Entity	Project Name	Project City	Project County	Project Description	Project Cost	Population	Entity Type
CO0145720	142690D	Swink, Town of		Swink	Otero	New Water Treatment Facilities; Improvement/Expansion of Water Treatment Facilities; Consolidation of Water Treatment Facilities; Connection to a New or Existing Water Treatment Facility; Construction or Rehabilitation of Distribution and/or Transmission Lines; Water Storage Facilities; Water Supply Facilities; Water Meters; Water Rights; Source Water Protection Plan; Green Infrastructure	\$940,000	592	Gov
CO0160600	220400D	Teller County Water and Sanitation District No. 1		Woodland Park	Teller	Improvement/Expansion of Water Treatment Facilities; Water Supply Facilities	\$140,000	650	Gov
CO0157800	142720D	Telluride, Town of		Telluride	San Miguel	Improvement/Expansion of Water Treatment Facilities; Construction or Rehabilitation of Distribution and/or Transmission Lines; Water Storage Facilities; Water Meters; Green Infrastructure	\$8,450,000	7,900	Gov
Unknown	180160D	Thistle Community Housing	Mapleton Mobile Home Park	Boulder	Boulder	Construction or Rehabilitation of Distribution and/or Transmission Lines; Water Supply Facilities; Water Meters	\$304,000	50	PNFP
Unknown	160460D	Three Mile Trailer Park		Glenwood Springs	Garfield	Improvement/Expansion of Water Treatment Facilities; Construction or Rehabilitation of Distribution and/or Transmission Lines; Water Storage Facilities; Water Meters	\$100,000	50	PNFP
CO0118078	160470D	Thunderbird Water and Sanitation District		Sedalia	Douglas	New Water Treatment Facilities; Connection to a New or Existing Water Treatment Facility; Water Storage Facilities; Water Supply Facilities; Water Meters	\$9,875,000	490	Gov
CO0154743	142740D	Timbers Water and Sanitation District		Steamboat Springs	Routt	Construction or Rehabilitation of Distribution and/or Transmission Lines; Water Supply Facilities; Water Meters	\$925,000	184	Gov
CO0101157	220410D	Todd Creek Village Metropolitan District		Brighton	Adams	New Water Treatment Facilities; Improvement/Expansion of Water Treatment Facilities; Construction or Rehabilitation of Distribution and/or Transmission Lines; Water Storage Facilities; Water Supply Facilities; Water Meters; Water Rights; Source Water Protection Plan	\$33,800,000	5,828	Gov
CO0108900	210350D	Trail West Homeowners Association		Buena Vista	Chaffee	Improvement/Expansion of Water Treatment Facilities; Construction or Rehabilitation of Distribution and/or Transmission Lines; Water Storage Facilities	\$3,550,000	264	PNFP
CO0160650	160480D	Tranquil Acres Water Supply, Inc.		Woodland Park	Teller	Water Supply Facilities; Source Water Protection Plan	\$40,000	250	PNFP
CO0143755	132430D	Tri-County Water Conservancy District		Montrose	Ourray	New Water Treatment Facilities; Construction or Rehabilitation of Distribution and/or Transmission Lines; Water Storage Facilities; Water Supply Facilities	\$60,000,000	18,000	Gov
CO0136800	142750D	Trinidad, City of		Trinidad	Las Animas	New Water Treatment Facilities; Improvement/Expansion of Water Treatment Facilities; Consolidation of Water Treatment Facilities; Connection to a New or Existing Water Treatment Facility; Construction or Rehabilitation of Distribution and/or Transmission Lines; Water Storage Facilities; Water Supply Facilities; Water Meters; Water Rights; Source Water Protection Plan; Green Infrastructure	\$26,500,000	8,200	Gov
CO0121840	170370D	Triview Metropolitan District		Monument	El Paso	Improvement/Expansion of Water Treatment Facilities; Construction or Rehabilitation of Distribution and/or Transmission Lines; Water Storage Facilities	\$21,500,000	5,000	Gov
CO0121841	210360D	Turkey Canon Ranch Water District		Colorado Springs	El Paso	Improvement/Expansion of Water Treatment Facilities; Connection to a New or Existing Water Treatment Facility; Water Storage Facilities; Water Meters; Water Rights; Green Infrastructure	\$725,000	120	Gov
CO0105700	142770D	Two Buttes, Town of		Two Buttes	Baca	New Water Treatment Facilities; Improvement/Expansion of Water Treatment Facilities; Construction or Rehabilitation of Distribution and/or Transmission Lines; Water Storage Facilities; Water Supply Facilities; Water Meters; Source Water Protection Plan; Green Infrastructure	\$260,000	40	Gov
CO0119786	142790D	Upper Eagle Regional Water Authority		Vail	Eagle	Improvement/Expansion of Water Treatment Facilities; Construction or Rehabilitation of Distribution and/or Transmission Lines; Water Storage Facilities; Water Supply Facilities; Water Meters; Source Water Protection Plan	\$94,900,000	28,000	Gov



**DRINKING WATER REVOLVING FUND (DWRF) LOAN PROGRAM**  
**2022 INTENDED USE PLAN**  
**APPENDIX A - PROJECT ELIGIBILITY LIST**

PWSID Number	Project Number	Entity	Project Name	Project City	Project County	Project Description	Project Cost	Population	Entity Type
Unknown	200350D	Upper Road 42 Water Association		Mancos	Montezuma	Consolidation of Water Treatment Facilities; Connection to a New or Existing Water Treatment Facility; Construction or Rehabilitation of Distribution and/or Transmission Lines; Water Storage Facilities; Water Meters	\$1,830,000	50	PNFP
CO0145750	220420D	Valley Water Company		Manzanola	Otero	Improvement/Expansion of Water Treatment Facilities; Construction or Rehabilitation of Distribution and/or Transmission Lines; Water Storage Facilities; Water Rights	\$710,000	270	PNFP
CO0160700	142800D	Victor, City of		Victor	Teller	Construction or Rehabilitation of Distribution and/or Transmission Lines; Source Water Protection Plan	\$2,000,000	400	Gov
CO0105800	142810D	Vilas, Town of		Vilas	Baca	New Water Treatment Facilities; Improvement/Expansion of Water Treatment Facilities; Construction or Rehabilitation of Distribution and/or Transmission Lines; Water Storage Facilities; Water Supply Facilities; Water Meters; Source Water Protection Plan; Green Infrastructure	\$270,000	107	Gov
CO0132025	142820D	Vona, Town of		Vona	Kit Carson	New Water Treatment Facilities; Improvement/Expansion of Water Treatment Facilities; Consolidation of Water Treatment Facilities; Connection to a New or Existing Water Treatment Facility; Construction or Rehabilitation of Distribution and/or Transmission Lines; Water Storage Facilities; Water Supply Facilities; Water Meters; Source Water Protection Plan; Green Infrastructure	\$200,000	104	Gov
CO0145780	220430D	Vroman Water Company		Manzanola	Otero	Improvement/Expansion of Water Treatment Facilities; Consolidation of Water Treatment Facilities; Water Storage Facilities; Water Supply Facilities; Water Rights	\$900,000	125	PNFP
CO0129834	961150D	Walden, Town of		Walden	Jackson	Construction or Rehabilitation of Distribution and/or Transmission Lines; Water Storage Facilities; Water Supply Facilities; Water Meters	\$1,163,250	584	Gov
CO0128900	142840D	Walsenburg, City of		Walsenburg	Huerfano	Improvement/Expansion of Water Treatment Facilities; Consolidation of Water Treatment Facilities; Connection to a New or Existing Water Treatment Facility; Construction or Rehabilitation of Distribution and/or Transmission Lines; Water Storage Facilities; Water Supply Facilities; Water Meters; Source Water Protection Plan; Green Infrastructure	\$6,790,000	3,033	Gov
CO0105900	142850D	Walsh, Town of		Walsh	Baca	New Water Treatment Facilities; Improvement/Expansion of Water Treatment Facilities; Construction or Rehabilitation of Distribution and/or Transmission Lines; Water Supply Facilities; Water Meters; Water Rights; Source Water Protection Plan	\$8,619,000	512	Gov
CO0262155	220440D	Weld County School District RE-10J	Briggsdale School	Briggsdale	Weld	Improvement/Expansion of Water Treatment Facilities	\$7,500	50	PNFP
CO0135838	142870D	Wellington, Town of		Wellington	Larimer	Improvement/Expansion of Water Treatment Facilities; Construction or Rehabilitation of Distribution and/or Transmission Lines; Water Storage Facilities; Water Supply Facilities; Water Meters; Source Water Protection Plan; Green Infrastructure	\$39,700,000	11,400	Gov
CO0145810	190340D	West Grand Valley Water Company		Rocky Ford	Otero	Improvement/Expansion of Water Treatment Facilities; Construction or Rehabilitation of Distribution and/or Transmission Lines; Water Storage Facilities; Water Supply Facilities; Water Meters; Water Rights; Source Water Protection Plan	\$360,000	120	PNFP
CO0118085	220450D	Westcreek Lakes Water District		Woodland Park	Teller	Improvement/Expansion of Water Treatment Facilities; Construction or Rehabilitation of Distribution and/or Transmission Lines; Water Storage Facilities; Water Supply Facilities; Source Water Protection Plan	\$1,241,000	150	Gov

**DRINKING WATER REVOLVING FUND (DWRF) LOAN PROGRAM**  
**2022 INTENDED USE PLAN**  
**APPENDIX A - PROJECT ELIGIBILITY LIST**

PWSID Number	Project Number	Entity	Project Name	Project City	Project County	Project Description	Project Cost	Population	Entity Type
CO0101170	142880D	Westminster, City of		Westminster	Adams	New Water Treatment Facilities; Improvement/Expansion of Water Treatment Facilities; Construction or Rehabilitation of Distribution and/or Transmission Lines; Water Storage Facilities; Water Supply Facilities; Water Meters; Water Rights; Source Water Protection Plan; Green Infrastructure	\$2,017,705,000	120,000	Gov
CO0160750	142890D	Westwood Lakes Water District		Woodland Park	Teller	Improvement/Expansion of Water Treatment Facilities; Construction or Rehabilitation of Distribution and/or Transmission Lines; Water Meters	\$1,145,000	450	Gov
CO0121900	142900D	Widefield Water and Sanitation District		Colorado Springs	El Paso	New Water Treatment Facilities; Improvement/Expansion of Water Treatment Facilities; Connection to a New or Existing Water Treatment Facility; Construction or Rehabilitation of Distribution and/or Transmission Lines; Water Storage Facilities; Water Supply Facilities; Water Meters; Water Rights; Green Infrastructure	\$60,905,000	25,000	Gov
CO0144035	090560D	Wiggins, Town of		Wiggins	Morgan	New Water Treatment Facilities; Construction or Rehabilitation of Distribution and/or Transmission Lines; Water Storage Facilities; Water Supply Facilities; Water Meters; Water Rights; Source Water Protection Plan; Green Infrastructure	\$22,535,590	1,800	Gov
CO0150900	142910D	Wiley, Town of		Wiley	Prowers	Improvement/Expansion of Water Treatment Facilities; Construction or Rehabilitation of Distribution and/or Transmission Lines; Water Storage Facilities; Water Supply Facilities; Water Meters	\$3,250,000	405	Gov
CO0122950	142920D	Williamsburg, Town of		Williamsburg	Fremont	New Water Treatment Facilities; Improvement/Expansion of Water Treatment Facilities; Construction or Rehabilitation of Distribution and/or Transmission Lines; Water Storage Facilities; Water Supply Facilities; Water Meters; Source Water Protection Plan; Green Infrastructure	\$1,210,000	707	Gov
CO0259020	190030D	Willow Brook Metropolitan District		Silverthorne	Summit	Construction or Rehabilitation of Distribution and/or Transmission Lines; Water Storage Facilities; Water Supply Facilities; Water Meters; Green Infrastructure	\$850,000	120	Gov
Unknown	210410D	Willow Creek 1 Homeowners Association		Centennial	Arapahoe	Improvement/Expansion of Water Treatment Facilities; Construction or Rehabilitation of Distribution and/or Transmission Lines; Water Storage Facilities	\$1,300,000	400	PNFP
CO0147200	190350D	Will-O-Wisp Metropolitan District		Bailey	Park	Improvement/Expansion of Water Treatment Facilities; Construction or Rehabilitation of Distribution and/or Transmission Lines; Water Storage Facilities; Water Supply Facilities; Source Water Protection Plan	\$460,000	300	Gov
CO0157950	210370D	Wilson Mesa at Telluride Metropolitan District		Telluride	San Miguel	Improvement/Expansion of Water Treatment Facilities; Construction or Rehabilitation of Distribution and/or Transmission Lines; Water Supply Facilities	\$7,326,000	110	Gov
CO0162843	142940D	Windsor, Town of		Windsor	Weld	Consolidation of Water Treatment Facilities; Construction or Rehabilitation of Distribution and/or Transmission Lines	\$32,475,000	24,500	Gov
CO0125843	142950D	Winter Park Water and Sanitation District		Winter Park	Grand	Construction or Rehabilitation of Distribution and/or Transmission Lines; Water Storage Facilities; Water Supply Facilities	\$4,300,000	6,000	Gov
CO0160900	142960D	Woodland Park, City of		Woodland Park	Teller	Construction or Rehabilitation of Distribution and/or Transmission Lines; Water Meters	\$6,500,000	8,500	Gov
Unknown	220470D	Woodland West Water Users Association		Woodland Park	Teller	New Water Treatment Facilities; Improvement/Expansion of Water Treatment Facilities; Water Supply Facilities; Water Meters	\$270,500	301	PNFP
CO0121930	142970D	Woodmen Hills Metropolitan District		Peyton	El Paso	Improvement/Expansion of Water Treatment Facilities; Consolidation of Water Treatment Facilities; Construction or Rehabilitation of Distribution and/or Transmission Lines; Water Supply Facilities	\$8,500,000	9,500	Gov

**DRINKING WATER REVOLVING FUND (DWRf) LOAN PROGRAM**  
**2022 INTENDED USE PLAN**  
**APPENDIX A - PROJECT ELIGIBILITY LIST**

PWSID Number	Project Number	Entity	Project Name	Project City	Project County	Project Description	Project Cost	Population	Entity Type
CO0163010	142980D	Wray, City of		Wray	Yuma	Improvement/Expansion of Water Treatment Facilities; Construction or Rehabilitation of Distribution and/or Transmission Lines; Water Storage Facilities	\$12,500,000	2,342	Gov
CO0154900	190360D	Yampa, Town of		Yampa	Routt	Improvement/Expansion of Water Treatment Facilities; Construction or Rehabilitation of Distribution and/or Transmission Lines	\$1,600,000	464	Gov
CO0251950	220460D	YMCA of Pueblo	Camp Jackson	Rye	Pueblo	Improvement/Expansion of Water Treatment Facilities; Construction or Rehabilitation of Distribution and/or Transmission Lines; Water Storage Facilities; Water Supply Facilities; Water Meters	\$200,000	150	PNFP
CO0163020	190400D	Yuma, City of		Yuma	Yuma	Improvement/Expansion of Water Treatment Facilities; Construction or Rehabilitation of Distribution and/or Transmission Lines; Water Storage Facilities; Green Infrastructure	\$7,600,000	4,049	Gov
Total:							\$14,239,584,603		

**DRINKING WATER REVOLVING FUND (DWRF) LOAN PROGRAM**  
**2022 INTENDED USE PLAN**  
**APPENDIX B - PROJECT PRIORITY/FUNDABLE LIST**

Project Number	Pts*	Facility	County	PWS ID#	Pop	Estimated Project Cost	Approved Loan Amount	DAC*	Term (Yrs)	Loan Type	Interest Rate	Project Description
160261D-T	210	Hugo, Town of	Lincoln	CO0137010	761	\$1,800,000		Y				Construction or Rehabilitation of Distribution and/or Transmission Lines; Water Storage Facilities; Water Meters
140391D-I	195	Cedaredge, Town of	Delta	CO0115171	2,300	\$900,000	\$22,900	Y	NA	DL/PF	NA	Improvement/Expansion of Water Treatment Facilities; Construction or Rehabilitation of Distribution and/or Transmission Lines; Water Storage Facilities; Water Supply Facilities; Water Meters; Source Water Protection Plan; Green Infrastructure
							\$879,368	Y	20	DL/PF	0.00%	
132331D-Q	190	St. Mary's Glacier Water and Sanitation District	Clear Creek	CO0110040	475	\$3,000,000	\$1,800,000	Y	30	DL	0.00%	Improvement/Expansion of Water Treatment Facilities; Construction or Rehabilitation of Distribution and/or Transmission Lines; Water Storage Facilities; Water Supply Facilities; Water Meters
							\$300,000	Y	NA	DL/PF	NA	
							\$1,200,000	Y	NA	PF	NA	
130351D-Q	160	Aguilar, Town of	Las Animas	CO0136100	497	\$1,852,682		Y				New Water Treatment Facilities; Improvement/Expansion of Water Treatment Facilities; Construction or Rehabilitation of Distribution and/or Transmission Lines; Water Storage Facilities; Water Supply Facilities; Water Meters
140521D-Q	155	Craig, City of	Moffat	CO0141188	9,500	\$5,200,000	\$300,000	Y	NA	DL/PF	NA	Improvement/Expansion of Water Treatment Facilities; Construction or Rehabilitation of Distribution and/or Transmission Lines; Water Storage Facilities; Water Supply Facilities; Green Infrastructure
							\$3,200,000	Y	20	DL	0.50%	
170361D-Q	155	Stratmoor Hills Water District	El Paso	CO121800	6,700	\$5,200,000	\$285,000	Y	NA	DL/PF	NA	New Water Treatment Facilities; Improvement/Expansion of Water Treatment Facilities; Connection to a New or Existing Water Treatment Facility; Construction or Rehabilitation of Distribution and/or Transmission Lines; Water Storage Facilities; Water Supply Facilities; Water Meters; Source Water Protection Plan
							\$3,000,000	Y	30	DL	0.50%	
170281D-Q	145	North Washington Water Users Association	Adams	CO0101110	110	\$1,700,000		Y				Improvement/Expansion of Water Treatment Facilities; Construction or Rehabilitation of Distribution and/or Transmission Lines; Water Supply Facilities; Water Meters
190211D-Q	145	Hartman, Town of	Prowers	CO0150500	110	\$500,000		Y				New Water Treatment Facilities; Consolidation of Water Treatment Facilities; Connection to a New or Existing Water Treatment Facility; Construction or Rehabilitation of Distribution and/or Transmission Lines; Water Storage Facilities; Water Supply Facilities
141050D	135	Fraser, Town of	Grand	CO0125288	2,250	\$18,250,000		Y				New Water Treatment Facilities; Improvement/Expansion of Water Treatment Facilities; Construction or Rehabilitation of Distribution and/or Transmission Lines; Water Storage Facilities; Water Supply Facilities; Water Meters; Source Water Protection Plan; Green Infrastructure
200201D-Q	135	Mancos, Town of	Montezuma	CO0142700	1,419	\$2,863,177	\$233,177	Y	NA	DL/PF	NA	Improvement/Expansion of Water Treatment Facilities; Construction or Rehabilitation of Distribution and/or Transmission Lines; Water Storage Facilities
							\$1,500,000	Y	30	DL	1.50%	
140951D-I	130	Forest Hills Metropolitan District	Jefferson	CO0037044	369	\$640,148	\$490,148	N	20	DL	2.50%	New Water Treatment Facilities; Improvement/Expansion of Water Treatment Facilities; Construction or Rehabilitation of Distribution and/or Transmission Lines; Water Storage Facilities; Water Supply Facilities
							\$150,000	N	20	DL	2.50%	

\*Pts: Preliminary points; further prioritization may occur at time of application.

\*DAC: Disadvantaged Community; further analysis at time of PNA.

**DRINKING WATER REVOLVING FUND (DWRf) LOAN PROGRAM**  
**2022 INTENDED USE PLAN**  
**APPENDIX B - PROJECT PRIORITY/FUNDABLE LIST**

Project Number	Pts*	Facility	County	PWS ID#	Pop	Estimated Project Cost	Approved Loan Amount	DAC*	Term (Yrs)	Loan Type	Interest Rate	Project Description
170021D-Q	125	Blue River Valley Ranch Lakes Association	Summit	CO0159005	130	\$1,550,000		N				Improvement/Expansion of Water Treatment Facilities; Connection to a New or Existing Water Treatment Facility; Construction or Rehabilitation of Distribution and/or Transmission Lines; Water Storage Facilities; Water Supply Facilities; Water Meters
141511D-I	105	Lamar, City of	Prowers	CO0150700	7,800	\$7,950,000	\$112,000	Y	NA	DL/PF	NA	New Water Treatment Facilities; Improvement/Expansion of Water Treatment Facilities; Consolidation of Water Treatment Facilities; Construction or Rehabilitation of Distribution and/or Transmission Lines; Water Storage Facilities; Water Supply Facilities; Source Water Protection Plan; Green Infrastructure
							\$195,500	Y	30	DL	0.00%	
							\$1,417,300	Y	NA	DL/PF	NA	
160451D-Q	105	South Fork, Town of	Rio Grande	CO0253718	390	\$16,206,000	\$300,000	Y	NA	DL/PF	NA	New Water Treatment Facilities; Improvement/Expansion of Water Treatment Facilities; Consolidation of Water Treatment Facilities; Connection to a New or Existing Water Treatment Facility; Construction or Rehabilitation of Distribution and/or Transmission Lines; Water Storage Facilities; Water Supply Facilities; Water Meters; Water Rights; Source Water Protection Plan
							\$400,000	Y	NA	DL/PF	NA	
							\$2,600,000	Y	30	DL	0.50%	
142981D-I	105	Wray, City of	Yuma	CO0163010	2,342	\$7,323,881	\$300,000	Y	NA	DL/PF	NA	Improvement/Expansion of Water Treatment Facilities; Construction or Rehabilitation of Distribution and/or Transmission Lines; Water Storage Facilities
							\$3,000,000	Y	30	DL	1.50%	
140791D-Q	100	Eckley, Town of	Yuma	CO0163001	257	\$1,623,469		Y				New Water Treatment Facilities; Improvement/Expansion of Water Treatment Facilities; Construction or Rehabilitation of Distribution and/or Transmission Lines; Water Storage Facilities; Water Supply Facilities; Water Meters
132321D-Q	100	Simla, Town of	Elbert	CO0120025	644	\$1,491,000	\$157,200	Y	NA	DL/PF	NA	New Water Treatment Facilities; Improvement/Expansion of Water Treatment Facilities; Connection to a New or Existing Water Treatment Facility; Construction or Rehabilitation of Distribution and/or Transmission Lines; Water Storage Facilities; Water Supply Facilities; Water Meters; Source Water Protection Plan; Green Infrastructure
							\$400,000	Y	NA	DL/PF	NA	
							\$1,032,300	Y	30	DL	0.50%	
142871D-B	95	Wellington, Town of	Larimer	CO0135838	10,000	\$26,597,432	\$24,020,780	N	21	LL	1.69%	Improvement/Expansion of Water Treatment Facilities; Construction or Rehabilitation of Distribution and/or Transmission Lines; Water Storage Facilities; Water Supply Facilities; Water Meters; Source Water Protection Plan; Green Infrastructure
090711D-Q	90	Blue Mountain Water District	Jefferson	CO0130005	286	\$800,000	\$800,000	N	20	DL	2.25%	Improvement/Expansion of Water Treatment Facilities; Construction or Rehabilitation of Distribution and/or Transmission Lines; Water Storage Facilities; Water Supply Facilities; Water Meters
140771D-I	90	East Alamosa Water and Sanitation District	Alamosa	CO0102200	1,006	\$2,983,695	\$243,953	Y	NA	DL/PF	NA	Construction or Rehabilitation of Distribution and/or Transmission Lines; Water Storage Facilities; Water Supply Facilities; Water Meters; Green Infrastructure
							\$1,379,742	Y	30	DL	1.50%	
190601W-B	90	Superior Metropolitan District No. 1	Boulder	CO0107725	13,000	\$14,900,000		N				Improvement/Expansion of Water Treatment Facilities; Construction or Rehabilitation of Distribution and/or Transmission Lines

\*Pts: Preliminary points; further prioritization may occur at time of application.

\*DAC: Disadvantaged Community; further analysis at time of PNA.

**DRINKING WATER REVOLVING FUND (DWRf) LOAN PROGRAM**  
**2022 INTENDED USE PLAN**  
**APPENDIX B - PROJECT PRIORITY/FUNDABLE LIST**

Project Number	Pts*	Facility	County	PWS ID#	Pop	Estimated Project Cost	Approved Loan Amount	DAC*	Term (Yrs)	Loan Type	Interest Rate	Project Description
160171D-Q	85	Deer Trail, Town of	Arapahoe	CO0103030	616	\$1,961,200	\$240,000	Y	NA	DL/PF	NA	Improvement/Expansion of Water Treatment Facilities; Construction or Rehabilitation of Distribution and/or Transmission Lines; Water Storage Facilities; Water Supply Facilities; Water Meters; Source Water Protection Plan
							\$1,221,200	Y	30	DL	0.50%	
141831D-A	85	Mount Werner Water and Sanitation District	Routt	CO0154524	6,432	\$2,500,000	\$2,500,000	N	20	DL	2.25%	Improvement/Expansion of Water Treatment Facilities; Water Storage Facilities; Water Supply Facilities
141670D	80	Louviers Water and Sanitation District	Douglas	CO0118035	269	\$14,060,000		Y				New Water Treatment Facilities; Improvement/Expansion of Water Treatment Facilities; Connection to a New or Existing Water Treatment Facility; Construction or Rehabilitation of Distribution and/or Transmission Lines; Water Storage Facilities; Water Supply Facilities; Water Rights; Water Meters
142260D	75	Rangely, Town of	Rio Blanco	CO0152666	2,100	\$25,500,000		N				New Water Treatment Facilities; Improvement/Expansion of Water Treatment Facilities; Water Storage Facilities; Water Meters
140401D-M	65	Center, Town of	Saguache	CO0155500	2,300	\$1,103,000	\$24,810	Y	NA	DL/PF	NA	Connection to a New or Existing Water Treatment Facility; Construction or Rehabilitation of Distribution and/or Transmission Lines; Water Storage Facilities; Water Supply Facilities; Water Meters; Green Infrastructure
							\$1,144,280	Y	20	DL	0.50%	
170271D-Q	65	Mt. Crested Butte Water and Sanitation District	Gunnison	CO0126190 CO0126505	3,500	\$23,175,000	\$22,474,748	N	20.5	LL	1.29%	New Water Treatment Facilities; Construction or Rehabilitation of Distribution and/or Transmission Lines; Water Storage Facilities; Water Supply Facilities; Water Rights; Source Water Protection Plan
190101D-I	60	Alameda Water and Sanitation District	Jefferson	CO0130116	1,650	\$4,100,000	\$3,000,000	N	30	DL	2.50%	Construction or Rehabilitation of Distribution and/or Transmission Lines
140840D	60	Erie, Town of	Boulder; Weld	CO0162255	28,500	\$274,407,500		N				Improvement/Expansion of Water Treatment Facilities; Construction or Rehabilitation of Distribution and/or Transmission Lines; Water Storage Facilities; Water Supply Facilities; Water Meters; Green Infrastructure
141640D	60	Longmont, City of	Boulder	CO0107485	99,570	\$197,832,000		N				Improvement/Expansion of Water Treatment Facilities; Consolidation of Water Treatment Facilities; Construction or Rehabilitation of Distribution and/or Transmission Lines; Water Storage Facilities; Water Supply Facilities; Water Meters
170341D-Q	60	Starkville, Town of	Las Animas	CO0136724	69	\$1,137,000	\$192,300	Y	NA	DL/PF	NA	New Water Treatment Facilities; Improvement/Expansion of Water Treatment Facilities; Construction or Rehabilitation of Distribution and/or Transmission Lines; Water Storage Facilities; Water Supply Facilities; Water Meters; Source Water Protection Plan; Green Infrastructure
							\$206,820	Y	NA	DL/PF	NA	
							\$137,880	Y	30	DL	0.50%	
1402422D-I	50	Salida, City of	Chaffee	CO0108700	5,919	\$4,417,278	\$241,450	Y	NA	DL/PF	NA	Improvement/Expansion of Water Treatment Facilities; Consolidation of Water Treatment Facilities; Construction or Rehabilitation of Distribution and/or Transmission Lines; Water Storage Facilities; Water Supply Facilities; Water Meters; Source Water Protection Plan
							\$4,184,000	Y	20	DL	1.50%	

\*Pts: Preliminary points; further prioritization may occur at time of application.

\*DAC: Disadvantaged Community; further analysis at time of PNA.

**DRINKING WATER REVOLVING FUND (DWRF) LOAN PROGRAM  
2022 INTENDED USE PLAN  
APPENDIX B - PROJECT PRIORITY/FUNDABLE LIST**

Project Number	Pts*	Facility	County	PWS ID#	Pop	Estimated Project Cost	Approved Loan Amount	DAC*	Term (Yrs)	Loan Type	Interest Rate	Project Description
140144D-Q	45	La Plata West Water Authority	La Plata	CO0134466	850	\$15,600,000		N				New Water Treatment Facilities; Consolidation of Water Treatment Facilities; Connection to a New or Existing Water Treatment Facility; Construction or Rehabilitation of Distribution and/or Transmission Lines; Water Storage Facilities; Water Supply Facilities; Source Water Protection Plan; Green Infrastructure
141711D-I	45	Manitou Springs, City of	El Paso	CO0121450	5,459	\$827,000	\$827,000	N	20	DL	2.50%	Improvement/Expansion of Water Treatment Facilities; Construction or Rehabilitation of Distribution and/or Transmission Lines; Water Storage Facilities; Water Supply Facilities; Water Meters; Source Water Protection Plan; Green Infrastructure
140322D-Q	40	Buena Vista, Town of	Chaffee	CO0108300	3,721	\$12,250,000		Y				Improvement/Expansion of Water Treatment Facilities; Construction or Rehabilitation of Distribution and/or Transmission Lines; Water Supply Facilities; Source Water Protection Plan
190201D-Q	40	Glenview Owners Association	Jefferson	CO0108313	80	\$350,000	\$550,000	N	20	DL	2.50%	Improvement/Expansion of Water Treatment Facilities; Construction or Rehabilitation of Distribution and/or Transmission Lines; Water Storage Facilities; Water Supply Facilities; Water Meters
143051D-Q	40	Penrose Water District	Fremont	CO0122700	4,338	\$300,000	\$64,300	Y	NA	DL/PF	NA	New Water Treatment Facilities; Improvement/Expansion of Water Treatment Facilities; Construction or
							\$143,880	Y	NA	DL/PF	NA	Rehabilitation of Distribution and/or Transmission Lines; Water Storage Facilities; Water Supply Facilities; Water
							\$95,302	Y	40	DL	0.50%	Meters; Green Infrastructure
170301D-Q	40	Ramah, Town of	El Paso	CO0121675	127	\$5,155,000		Y				New Water Treatment Facilities; Improvement/Expansion of Water Treatment Facilities; Construction or Rehabilitation of Distribution and/or Transmission Lines; Water Storage Facilities; Water Supply Facilities; Water Meters
160470D	40	Thunderbird Water and Sanitation District	Douglas	CO0118078	490	\$9,875,000		N				New Water Treatment Facilities; Connection to a New or Existing Water Treatment Facility; Water Storage Facilities; Water Supply Facilities; Water Meters
160350D	35	Patterson Valley Water Company	Otero	CO0145540	150	\$3,470,000		Y				Improvement/Expansion of Water Treatment Facilities; Construction or Rehabilitation of Distribution and/or Transmission Lines; Water Storage Facilities; Water Meters; Water Rights; Source Water Protection Plan
160420D	35	Ridgewood Water District	Teller	CO0160400	250	\$1,238,000		Y				Construction or Rehabilitation of Distribution and/or Transmission Lines; Water Storage Facilities; Water Supply Facilities; Water Meters; Water Rights; Source Water Protection Plan
142310D	35	Ridgway, Town of	Ouray	CO0146676	1,000	\$6,755,000		N				Improvement/Expansion of Water Treatment Facilities; Construction or Rehabilitation of Distribution and/or Transmission Lines; Water Storage Facilities; Water Supply Facilities; Water Meters; Water Rights; Source Water Protection Plan; Green Infrastructure
143550D	30	Aspen Park Metropolitan District	Jefferson	CO0230036	200	\$1,100,000		N				Improvement/Expansion of Water Treatment Facilities; Connection to a New or Existing Water Treatment Facility; Construction or Rehabilitation of Distribution and/or Transmission Lines; Water Storage Facilities; Water Supply Facilities; Water Meters; Water Rights; Source Water Protection Plan; Green Infrastructure
160071D-I	30	Beulah Water Works District	Pueblo	CO0151100	400	\$8,750,000		Y				Improvement/Expansion of Water Treatment Facilities; Connection to a New or Existing Water Treatment Facility; Construction or Rehabilitation of Distribution and/or Transmission Lines; Water Storage Facilities; Water Supply Facilities; Water Meters

\*Pts: Preliminary points; further prioritization may occur at time of application.

\*DAC: Disadvantaged Community; further analysis at time of PNA.

**DRINKING WATER REVOLVING FUND (DWRf) LOAN PROGRAM**  
**2022 INTENDED USE PLAN**  
**APPENDIX B - PROJECT PRIORITY/FUNDABLE LIST**

Project Number	Pts*	Facility	County	PWS ID#	Pop	Estimated Project Cost	Approved Loan Amount	DAC*	Term (Yrs)	Loan Type	Interest Rate	Project Description
170080D	30	Crowley County - Crowley County Water System	Crowley	CO0113200	2,000	\$770,000		N				Construction or Rehabilitation of Distribution and/or Transmission Lines
140831D-Q	30	Empire, Town of	Clear Creek	CO0110010	450	\$1,610,000		Y				Improvement/Expansion of Water Treatment Facilities; Construction or Rehabilitation of Distribution and/or Transmission Lines; Water Storage Facilities; Water Supply Facilities; Water Rights
143491D-Q	30	Granada, Town of	Prowers	CO0150300	503	\$813,500		Y				Consolidation of Water Treatment Facilities; Construction or Rehabilitation of Distribution and/or Transmission Lines; Water Storage Facilities; Water Supply Facilities; Water Meters; Water Rights; Source Water Protection Plan
141351D-I	30	Julesburg, Town of	Sedgwick	CO0158001	1,225	\$7,000,000		Y				Improvement/Expansion of Water Treatment Facility; Construction or Rehabilitation of Distribution and/or Transmission Lines
141980D	30	Olathe, Town of	Montrose	CO0143582	1,850	\$3,501,000		Y				Connection to a New or Existing Water Treatment Facility; Construction or Rehabilitation of Distribution and/or Transmission Lines; Water Storage Facilities; Water Supply Facilities; Water Meters; Water Rights; Green Infrastructure
142361D-Q	25	Round Mountain Water and Sanitation District	Custer	CO0114500	1,200	\$2,289,250	\$129,250	Y	NA	DL/PF	NA	Improvement/Expansion of Water Treatment Facilities; Construction or Rehabilitation of Distribution and/or Transmission Lines; Water Storage Facilities; Water Supply Facilities; Water Meters
							\$1,300,000	Y	20	DL	1.50%	
141190D	20	Greatrock North Water and Sanitation District	Adams	CO0101063	1,125	\$2,200,000		Y				New Water Treatment Facilities; Improvement/Expansion of Water Treatment Facilities; Water Supply Facilities; Water Storage Facilities
140871D-Q	15	Evergreen Metropolitan District	Jefferson	CO0130030	14,828	\$3,237,783	\$3,000,000	N	30	DL	2.25%	Improvement/Expansion of Water Treatment Facilities; Construction or Rehabilitation of Distribution and/or Transmission Lines; Water Supply Facilities; Water Storage Facilities; Source Water Protection Plan
220020D	10	Alpine Mountain Ranch Metropolitan District	Routt	CO0154117	25	\$1,400,000		N				Improvement/Expansion of Water Treatment Facilities; Construction or Rehabilitation of Distribution and/or Transmission Lines; Water Storage Facilities
190120D	10	Bailey Water and Sanitation District	Park	CO0147010	300	\$1,050,000		N				New Water Treatment Facilities; Improvement/Expansion of Water Treatment Facilities; Construction or Rehabilitation of Distribution and/or Transmission Lines; Water Storage Facilities; Water Supply Facilities; Source Water Protection Plan
960070D	10	Bennett, Town of	Adams	CO0101020	3,000	\$139,520,000		N				New Water Treatment Facilities; Improvement/Expansion of Water Treatment Facilities; Consolidation of Water Treatment Facilities; Connection to a New or Existing Water Treatment Facility; Construction or Rehabilitation of Distribution and/or Transmission Lines; Water Storage Facilities; Water Supply Facilities; Water Meters; Source Water Protection Plan; Green Infrastructure
130570D	10	Boone, Town of	Pueblo	CO0151150	233	\$1,940,000		Y				New Water Treatment Facilities; Improvement/Expansion of Water Treatment Facilities; Consolidation of Water Treatment Facilities; Connection to a New or Existing Water Treatment Facility; Construction or Rehabilitation of Distribution and/or Transmission Lines; Water Storage Facilities; Water Supply Facilities; Water Meters; Water Rights; Source Water Protection Plan; Green Infrastructure
220050D	10	Catamount Metropolitan District	Routt	CO0154466	212	\$169,411		N				Improvement/Expansion of Water Treatment Facilities; Construction or Rehabilitation of Distribution and/or Transmission Lines; Water Meters

\*Pts: Preliminary points; further prioritization may occur at time of application.

\*DAC: Disadvantaged Community; further analysis at time of PNA.



**DRINKING WATER REVOLVING FUND (DWRF) LOAN PROGRAM**  
**2022 INTENDED USE PLAN**  
**APPENDIX B - PROJECT PRIORITY/FUNDABLE LIST**

Project Number	Pts*	Facility	County	PWS ID#	Pop	Estimated Project Cost	Approved Loan Amount	DAC*	Term (Yrs)	Loan Type	Interest Rate	Project Description
140390D	10	Cedaredge, Town of	Delta	CO0115171	2,300	\$2,300,000		N				Improvement/Expansion of Water Treatment Facilities; Construction or Rehabilitation of Distribution and/or Transmission Lines; Water Storage Facilities; Water Supply Facilities; Water Meters; Source Water Protection Plan; Green Infrastructure
140421D-I	10	Cheraw, Town of	Otero	CO0145090	252	\$1,500,000		Y				Improvement/Expansion of Water Treatment Facilities; Construction or Rehabilitation of Distribution and/or Transmission Lines; Water Supply Facilities; Water Storage Facilities
140530D	10	Crawford, Town of	Delta	CO0115188	486	\$3,420,000		Y				Improvement/Expansion of Water Treatment Facilities; Construction or Rehabilitation of Distribution and/or Transmission Lines; Water Storage Facilities; Water Meters; Source Water Protection Plan
140560D	10	Crested Butte, Town of	Gunnison	CO0126188	1,647	\$26,250,000		N				Improvement/Expansion of Water Treatment Facilities; Construction or Rehabilitation of Distribution and/or Transmission Lines; Water Supply Facilities
170080D	10	Crowley County - Crowley County Water System	Crowley	CO0113200	2,000	\$770,000		N				Construction or Rehabilitation of Distribution and/or Transmission Lines
220110D	10	Dakota Ridge Homeowners Association	Routt	CO0154200	296	\$1,320,000		N				Improvement/Expansion of Water Treatment Facilities; Construction or Rehabilitation of Distribution and/or Transmission Lines; Water Storage Facilities; Water Supply Facilities; Water Meters
170091D-Q	10	De Beque, Town of	Mesa	CO0139205	600	\$726,000		N				New Water Treatment Facilities; Improvement/Expansion of Water Treatment Facilities; Construction or Rehabilitation of Distribution and/or Transmission Lines; Water Supply Facilities; Water Meters
220120D	10	Deerwood Service Company	Routt	CO0154205	67	\$1,245,000		N				Improvement/Expansion of Water Treatment Facilities; Construction or Rehabilitation of Distribution and/or Transmission Lines; Water Storage Facilities; Water Supply Facilities; Water Meters
140761D-A	10	Eagle, Town of	Eagle	CO0119233	7,000	\$20,000,000	\$16,841,882	N	23	LL	2.44%	Improvement/Expansion of Water Treatment Facilities; Construction or Rehabilitation of Distribution and/or Transmission Lines; Water Storage Facilities; Water Supply Facilities; Green Infrastructure
210090D	10	Elizabeth, Town of	Elbert	CO0120010	1,500	\$4,000,000		N				New Water Treatment Facilities; Water Supply Facilities
140970D	10	Forest View Acres Water District	El Paso	CO0121250	867	\$6,100,000		N				Improvement/Expansion of Water Treatment Facilities; Construction or Rehabilitation of Distribution and/or Transmission Lines; Water Storage Facilities; Water Supply Facilities; Water Meters
131260D	10	Grand Lake, Town of	Grand	CO0125322	471	\$3,728,000		N				Construction or Rehabilitation of Distribution and/or Transmission Lines; Water Storage Facilities; Green Infrastructure
200141D-T	10	Hayden, Town of	Routt	CO0154333	2,000	\$926,400	\$872,400	Y	20	DL	1.50%	Improvement/Expansion of Water Treatment Facilities; Construction or Rehabilitation of Distribution and/or Transmission Lines; Water Storage Facilities; Water Supply Facilities; Water Meters; Water Rights
220210D	10	Holland Hills Metropolitan District	Pitkin	CO0149352	400	\$150,000		N				Construction or Rehabilitation of Distribution and/or Transmission Lines; Water Storage Facilities
170171D-Q	10	Holly, Town of	Prowers	CO0150600	800	\$3,600,000		Y				New Water Treatment Facilities; Improvement/Expansion of Water Treatment Facilities; Construction or Rehabilitation of Distribution and/or Transmission Lines; Water Storage Facilities; Water Supply Facilities

\*Pts: Preliminary points; further prioritization may occur at time of application.

\*DAC: Disadvantaged Community; further analysis at time of PNA.

**DRINKING WATER REVOLVING FUND (DWRf) LOAN PROGRAM**  
**2022 INTENDED USE PLAN**  
**APPENDIX B - PROJECT PRIORITY/FUNDABLE LIST**

Project Number	Pts*	Facility	County	PWS ID#	Pop	Estimated Project Cost	Approved Loan Amount	DAC*	Term (Yrs)	Loan Type	Interest Rate	Project Description
141290D	10	Hotchkiss, Town of	Delta	CO0115352	1,500	\$10,026,000		Y				New Water Treatment Facilities; Improvement/Expansion of Water Treatment Facilities; Construction or Rehabilitation of Distribution and/or Transmission Lines; Water Storage Facilities; Water Supply Facilities; Water Rights; Source Water Protection Plan; Green Infrastructure
141310D	10	Idaho Springs, City of	Clear Creek	CO0110020	9,390	\$15,000,000		Y				Improvement/Expansion of Water Treatment Facilities; Construction or Rehabilitation of Distribution and/or Transmission Lines; Water Storage Facilities; Water Supply Facilities; Water Meters; Source Water Protection Plan; Green Infrastructure
020181D-Q	10	Idledale Water and Sanitation District	Jefferson	CO0130055	345	\$1,415,000		Y				Improvement/Expansion of Water Treatment Facilities; Construction or Rehabilitation of Distribution and/or Transmission Lines; Water Supply Facilities; Water Meters
210140D	10	Indian Hills Water District	Jefferson	CO0130065	1,300	\$13,919,800		N				Improvement/Expansion of Water Treatment Facilities; Construction or Rehabilitation of Distribution and/or Transmission Lines; Water Storage Facilities; Water Supply Facilities
190251D-B	10	Kremmling, Town of	Grand	CO0125455	1,850	\$6,900,000		Y				New Water Treatment Facilities; Improvement/Expansion of Water Treatment Facilities; Construction or Rehabilitation of Distribution and/or Transmission Lines; Water Storage Facilities; Water Supply Facilities
141410D	10	La Junta, City of	Otero	CO0145420	8,200	\$32,000,000		Y				Improvement/Expansion of Water Treatment Facilities; Construction or Rehabilitation of Distribution and/or Transmission Lines; Water Storage Facilities; Water Supply Facilities; Water Meters; Source Water Protection Plan
141450D	10	La Veta, Town of	Huerfano	CO0109011	811	\$3,600,000		Y				New Water Treatment Facilities; Improvement/Expansion of Water Treatment Facilities; Consolidation of Water Treatment Facilities; Connection to a New or Existing Water Treatment Facility; Construction or Rehabilitation of Distribution and/or Transmission Lines; Water Storage Facilities; Water Supply Facilities; Water Meters; Water Rights; Source Water Protection Plan; Green Infrastructure
141470D	10	Lake City, Town of	Hinsdale	CO0127467	2,500	\$3,200,000		Y				Improvement/Expansion of Water Treatment Facilities; Construction or Rehabilitation of Distribution and/or Transmission Lines; Water Storage Facilities; Water Supply Facilities; Water Meters; Water Rights; Source Water Protection Plan
141491D-Q	10	Lake Durango Water Authority	La Plata	CO0134530	3,000	\$1,015,524		N				Improvement/Expansion of Water Treatment Facilities; Connection to a New or Existing Water Treatment Facility; Construction or Rehabilitation of Distribution and/or Transmission Lines; Water Storage Facilities; Water Supply Facilities; Water Meters; Source Water Protection Plan; Green Infrastructure
141580D	10	Larkspur, Town of	Douglas	CO0118030	207	\$95,000		Y				New Water Treatment Facilities; Improvement/Expansion of Water Treatment Facilities; Consolidation of Water Treatment Facilities; Connection to a New or Existing Water Treatment Facility; Construction or Rehabilitation of Distribution and/or Transmission Lines; Water Storage Facilities; Water Supply Facilities; Water Meters; Source Water Protection Plan

\*Pts: Preliminary points; further prioritization may occur at time of application.

\*DAC: Disadvantaged Community; further analysis at time of PNA.

**DRINKING WATER REVOLVING FUND (DWRF) LOAN PROGRAM**  
**2022 INTENDED USE PLAN**  
**APPENDIX B - PROJECT PRIORITY/FUNDABLE LIST**

Project Number	Pts*	Facility	County	PWS ID#	Pop	Estimated Project Cost	Approved Loan Amount	DAC*	Term (Yrs)	Loan Type	Interest Rate	Project Description
141650D	10	Lookout Mountain Water District	Jefferson	CO0110026	1,300	\$27,850,000		N				Improvement/Expansion of Water Treatment Facilities; Consolidation of Water Treatment Facilities; Construction or Rehabilitation of Distribution and/or Transmission Lines; Water Storage Facilities; Water Supply Facilities; Water Meters; Source Water Protection Plan; Green Infrastructure
220260D	10	Lowell Whiteman School, Inc. dba Steamboat Mountain School	Routt	CO0254842	200	\$225,000		N				Improvement/Expansion of Water Treatment Facilities; Construction or Rehabilitation of Distribution and/or Transmission Lines; Water Storage Facilities; Water Supply Facilities
220280D	10	Meridian Service Metropolitan District	El Paso	CO0121455	9,300	\$24,835,000		N				Improvement/Expansion of Water Treatment Facilities; Construction or Rehabilitation of Distribution and/or Transmission Lines; Water Supply Facilities
141751D-Q	10	Mesa Water and Sanitation District	Mesa	CO0139505	170	\$735,000		N				Construction or Rehabilitation of Distribution and/or Transmission Lines; Water Storage Facilities; Water Meters
141781D-T	10	Minturn, Town of	Eagle	CO0119510	1,200	\$2,800,000	\$3,000,000	N	20	DL	2.25%	New Water Treatment Facilities; Improvement/Expansion of Water Treatment Facilities; Connection to a New or Existing Water Treatment Facility; Construction or Rehabilitation of Distribution and/or Transmission Lines; Water Storage Facilities; Water Supply Facilities; Water Meters; Water Rights
141782D-B	10	Minturn, Town of	Eagle	CO0119510	1,200	\$5,200,000		N				New Water Treatment Facilities; Improvement/Expansion of Water Treatment Facilities; Connection to a New or Existing Water Treatment Facility; Construction or Rehabilitation of Distribution and/or Transmission Lines; Water Storage Facilities; Water Supply Facilities; Water Meters; Water Rights
141790D	10	Monte Vista, City of	Rio Grande	CO0153600	4,242	\$6,500,000		Y				Construction or Rehabilitation of Distribution and/or Transmission Lines; Water Storage Facilities; Water Supply Facilities
141800D	10	Morrison Creek Metropolitan Water and Sanitation District	Routt	CO0154518	1,000	\$13,500,000		N				Connection to a New or Existing Water Treatment Facility; Construction or Rehabilitation of Distribution and/or Transmission Lines; Water Storage Facilities; Water Supply Facilities
141870D	10	Naturita, Town of	Montrose	CO0143533	540	\$2,200,000		Y				Construction or Rehabilitation of Distribution and/or Transmission Lines; Water Storage Facilities; Water Meters
141951D-I	10	Nucla, Town of	Montrose	CO0143559	694	\$1,010,796		Y				Construction or Rehabilitation of Distribution and/or Transmission Lines; Water Meters; Green Infrastructure
200271D-Q	10	Ovid, Town of	Sedgwick	CO0158005	375	\$7,057,500		Y				Improvement/Expansion of Water Treatment Facilities; Construction or Rehabilitation of Distribution and/or Transmission Lines; Water Storage Facilities; Water Supply Facilities; Water Meters; Green Infrastructure
142051D-A	10	Pagosa Area Water and Sanitation District	Archuleta	CO0104300	19,783	\$23,390,000		N				New Water Treatment Facilities; Improvement/Expansion of Water Treatment Facilities; Consolidation of Water Treatment Facilities; Construction or Rehabilitation of Distribution and/or Transmission Lines; Water Storage Facilities; Water Supply Facilities; Green Infrastructure
210251D-I	10	Park Water Company	Jefferson	CO0130115	100	\$300,000		N				Construction or Rehabilitation of Distribution and/or Transmission Lines
142130D	10	Peetz, Town of	Logan	CO0138030	238	\$670,000		N				Improvement/Expansion of Water Treatment Facilities; Construction or Rehabilitation of Distribution and/or Transmission Lines; Water Storage Facilities; Water Supply Facilities; Water Meters

\*Pts: Preliminary points; further prioritization may occur at time of application.

\*DAC: Disadvantaged Community; further analysis at time of PNA.

**DRINKING WATER REVOLVING FUND (DWRf) LOAN PROGRAM**  
**2022 INTENDED USE PLAN**  
**APPENDIX B - PROJECT PRIORITY/FUNDABLE LIST**

Project Number	Pts*	Facility	County	PWS ID#	Pop	Estimated Project Cost	Approved Loan Amount	DAC*	Term (Yrs)	Loan Type	Interest Rate	Project Description
190300D	10	Pine Brook Water District	Boulder	CO0107610	1,180	\$11,450,000		N				Construction or Rehabilitation of Distribution and/or Transmission Lines; Water Storage Facilities; Water Supply Facilities; Source Water Protection Plan
210260D	10	Pitkin County - Phillips Mobile Park	Pitkin	CO0149609	240	\$905,056		Y				New Water Treatment Facilities; Connection to a New or Existing Water Treatment Facility; Construction or Rehabilitation of Distribution and/or Transmission Lines; Water Storage Facilities; Water Meters
142211D-Q	10	Project 7 Water Authority	Montrose	CO0143621	56,677	\$67,200,000		N				New Water Treatment Facilities; Construction or Rehabilitation of Distribution and/or Transmission Lines; Water Supply Facilities
142340D	10	Rockvale, Town of	Fremont	CO0122800	517	\$1,275,000		Y				New Water Treatment Facilities; Improvement/Expansion of Water Treatment Facilities; Connection to a New or Existing Water Treatment Facility; Construction or Rehabilitation of Distribution and/or Transmission Lines; Water Storage Facilities; Water Supply Facilities; Water Meters; Source Water Protection Plan; Green Infrastructure
143520D	10	Rosewood Hills Property and Homeowners Association	Teller	CO0160450	150	\$3,700,000		N				Improvement/Expansion of Water Treatment Facilities; Construction or Rehabilitation of Distribution and/or Transmission Lines; Water Storage Facilities; Water Supply Facilities; Water Meters; Source Water Protection Plan
210300D	10	Roundup River Ranch (camp)	Eagle	CO0219685	300	\$3,000,000		N				Improvement/Expansion of Water Treatment Facilities; Construction or Rehabilitation of Distribution and/or Transmission Lines; Water Supply Facilities
142460D	10	Sedalia Water and Sanitation District	Douglas	Unknown	215	\$18,600,000		Y				New Water Treatment Facilities; Improvement/Expansion of Water Treatment Facilities; Construction or Rehabilitation of Distribution and/or Transmission Lines; Water Storage Facilities; Water Supply Facilities; Water Meters; Source Water Protection Plan
200310D	10	Sedgwick, Town of	Sedgwick	CO0158010	143	\$6,500,000		Y				Construction or Rehabilitation of Distribution and/or Transmission Lines; Water Storage Facilities; Water Meters
190320D	10	Snake River Water District	Summit	CO0159105	10,000	\$38,492,000		N				New Water Treatment Facilities; Improvement/Expansion of Water Treatment Facilities; Construction or Rehabilitation of Distribution and/or Transmission Lines; Water Storage Facilities; Water Supply Facilities
200330D	10	Springfield, Town of	Baca	CO0105500	1,454	\$9,475,000		N				New Water Treatment Facilities; Improvement/Expansion of Water Treatment Facilities; Construction or Rehabilitation of Distribution and/or Transmission Lines; Water Storage Facilities; Water Supply Facilities; Water Meters
170350D	10	Steamboat Lake Water and Sanitation District	Routt	CO0254724	320	\$3,950,000		N				New Water Treatment Facilities; Improvement/Expansion of Water Treatment Facilities; Connection to a New or Existing Water Treatment Facility; Construction or Rehabilitation of Distribution and/or Transmission Lines; Water Storage Facilities; Water Supply Facilities; Water Meters; Source Water Protection Plan
142670D	10	Superior Metropolitan District No. 1	Boulder	CO0107725	13,000	\$14,900,000		N				Improvement/Expansion of Water Treatment Facilities; Construction or Rehabilitation of Distribution and/or Transmission Lines
210351D-I	10	Trail West Homeowners Association	Chaffee	CO0108900	264	\$3,550,000		N				Improvement/Expansion of Water Treatment Facilities; Construction or Rehabilitation of Distribution and/or Transmission Lines; Water Storage Facilities

\*Pts: Preliminary points; further prioritization may occur at time of application.

\*DAC: Disadvantaged Community; further analysis at time of PNA.

**DRINKING WATER REVOLVING FUND (DWRF) LOAN PROGRAM  
2022 INTENDED USE PLAN  
APPENDIX B - PROJECT PRIORITY/FUNDABLE LIST**

Project Number	Pts*	Facility	County	PWS ID#	Pop	Estimated Project Cost	Approved Loan Amount	DAC*	Term (Yrs)	Loan Type	Interest Rate	Project Description
170370D	10	Triview Metropolitan District	El Paso	CO0121840	5,000	\$21,500,000		N				Improvement/Expansion of Water Treatment Facilities; Construction or Rehabilitation of Distribution and/or Transmission Lines; Water Storage Facilities
200350D	10	Upper Road 42 Water Association	Montezuma	Unknown	50	\$1,830,000		N				Consolidation of Water Treatment Facilities; Connection to a New or Existing Water Treatment Facility; Construction or Rehabilitation of Distribution and/or Transmission Lines; Water Storage Facilities; Water Meters
142850D	10	Walsh, Town of	Baca	CO0105900	512	\$8,619,000		Y				New Water Treatment Facilities; Improvement/Expansion of Water Treatment Facilities; Construction or Rehabilitation of Distribution and/or Transmission Lines; Water Supply Facilities; Water Meters; Water Rights; Source Water Protection Plan
142881D-I	10	Westminster, City of	Adams	CO0101170	156,000	\$32,200,000		N				New Water Treatment Facilities; Improvement/Expansion of Water Treatment Facilities; Construction or Rehabilitation of Distribution and/or Transmission Lines; Water Storage Facilities; Water Supply Facilities; Water Meters; Water Rights; Source Water Protection Plan
142882D-Q	10	Westminster, City of	Adams	CO0101170	120,000	\$262,991,117		N				New Water Treatment Facilities; Improvement/Expansion of Water Treatment Facilities; Construction or Rehabilitation of Distribution and/or Transmission Lines; Water Storage Facilities; Water Supply Facilities; Water Meters; Water Rights; Source Water Protection Plan; Green Infrastructure
142900D	10	Widefield Water and Sanitation District	El Paso	CO0121900	25,000	\$60,905,000		N				New Water Treatment Facilities; Improvement/Expansion of Water Treatment Facilities; Connection to a New or Existing Water Treatment Facility; Construction or Rehabilitation of Distribution and/or Transmission Lines; Water Storage Facilities; Water Supply Facilities; Water Rights; Green Infrastructure
090560D	10	Wiggins, Town of	Morgan	CO0144035	1,800	\$22,535,590		Y				New Water Treatment Facilities; Construction or Rehabilitation of Distribution and/or Transmission Lines; Water Storage Facilities; Water Supply Facilities; Water Meters; Water Rights; Source Water Protection Plan; Green Infrastructure
190031D-I	10	Willow Brook Metropolitan District	Summit	CO0259020	120	\$1,750,000	\$1,750,000	N	20	DL	2.50%	Construction or Rehabilitation of Distribution and/or Transmission Lines; Water Storage Facilities; Water Supply Facilities
142970D	10	Woodmen Hills Metropolitan District	El Paso	CO0121930	9,500	\$8,500,000		N				Improvement/Expansion of Water Treatment Facilities; Consolidation of Water Treatment Facilities; Construction or Rehabilitation of Distribution and/or Transmission Lines; Water Supply Facilities
Totals:						\$1,788,003,189	\$113,860,870					

\*Pts: Preliminary points; further prioritization may occur at time of application.

\*DAC: Disadvantaged Community; further analysis at time of PNA.

**APPENDIX C - LOAN SUMMARY**  
Colorado Water Resources & Power Development Authority  
**DRINKING WATER REVOLVING FUND (DWRF) LOAN PROGRAM**  
**2022 INTENDED USE PLAN**  
Summary of Loans Financed as of June 30, 2021

DETAIL OF LOANS FINANCED UNDER THE DWRF PROGRAM										
Borrower	Loan Date	Loan Amount	Loan Term (In Years)	Effective Loan Interest Rate	DW SRF Funds Obligated to Loan (a)	2009 ARRA Funds Obligated to Loan (d)	State Match Obligated to Loan (b)	Reloan Funds Obligated to Loan (c)	Loan Type	Notes
<b>ACTIVE LOANS</b>										
Alameda W&SD	12/23/20	\$ 3,000,000	30	2.500%	\$ -	\$ -	\$ -	\$ -	DL	(E)
Alamosa, City of	11/02/06	11,865,062	20	3.420%	4,683,808	-	1,110,063	-	LL	
Alma, Town of	04/27/11	435,564	20	2.000%	-	-	420,311	15,253	DL	(C)
Antonito, Town of	02/20/15	3,210,841	30	0.000%	914,717	-	119,037	2,177,087	DC	(E) PPF
Arabian Acres MD (dl#3)	06/15/20	1,500,000	30	0.500%	1,257,192	-	-	242,808	DL	(E) PPF
Arapahoe County W&SD	11/02/06	16,049,975	15	3.310%	6,223,525	-	1,474,975	-	LL	
Arriba, Town of	05/29/09	505,000	30	0.000%	-	-	-	505,000	DC	
Baca Grande W&SD	08/19/09	1,483,750	19	2.000%	-	-	-	1,483,750	DL	
Basalt, Town of	12/19/02	948,246	20	4.000%	-	-	-	948,246	DL	
Bayfield, Town of	02/14/20	3,000,000	15	2.500%	500,000	-	-	360,696	DL	(E)
Bennett, Town of	08/31/16	2,500,000	20	2.000%	397,920	-	76,769	2,025,311	DL	(E)
Bethune, Town of	07/18/06	418,000	30	0.000%	-	-	-	418,000	DC	
Blanca, Town of (dl#2)	10/14/11	485,493	30	0.000%	485,493	-	-	-	DC	PPF (A)
Blue Mountain WD	06/25/21	800,000	20	2.250%	-	-	-	-	DL	(E)
BMR MD	10/22/10	1,034,840	20	2.000%	-	-	1,034,840	-	DL	(B)
Boone, Town of	08/15/06	514,297	30	0.000%	-	-	-	514,297	DC	
Breckenridge, Town of	11/15/17	56,990,796	22	1.893%	15,584,353	-	12,285,758	8,974,998	LL	(E)
Bristol W&SD	02/08/06	200,000	30	0.000%	-	-	-	200,000	DC	
Brook Forest WD	01/17/18	747,852	20	2.000%	388,560	-	-	359,292	DL	(E)
Buena Vista, Town of (dl#2)	07/11/18	1,414,256	20	1.000%	1,316,720	-	-	97,536	DC	(E)
Buffalo Mountain MD	03/01/19	3,000,000	20	2.000%	2,283,574	-	-	435,768	DL	(E)
Burlington, City of (dl#2)	11/16/16	2,250,000	30	1.000%	1,476,143	-	49,101	724,756	DC	(E) PPF
Burlington, City of (dl#3)	04/18/17	250,000	30	1.000%	250,000	-	-	-	DC	(E)
Castle Pines MD (dl#1)	05/25/06	2,000,000	20	3.750%	-	-	-	2,000,000	DL	
Castle Pines MD (dl#2)	11/06/06	250,000	20	3.750%	-	-	-	250,000	DL	
Castle Pines MD (dl#3)	10/30/14	1,471,485	20	2.000%	1,144,097	-	327,388	-	DL	
Cedaredge, Town of (dl#2)	05/01/18	879,368	20	0.000%	-	-	-	754,934	DC	(E) PPF
Center, Town of (dl#1)	01/27/15	1,103,000	30	0.000%	354,660	-	14,100	734,240	DC	(E)
Center, Town of (dl#3)	07/15/19	1,144,280	20	0.500%	913,820	-	-	53,366	DC	(E)
Central, City of	05/31/18	502,758	30	0.000%	424,120	-	-	78,638	DC	(E)
Clifton WD	05/29/14	13,948,507	21	1.890%	8,432,204	-	2,316,303	-	LL	
Coal Creek, Town of	11/08/13	282,413	20	0.000%	-	-	60,004	222,409	DL	gr (C)
Colorado Springs, City of	04/29/10	8,600,000	20	2.500%	7,316,229	-	1,283,771	-	DL	(D)
Columbine Lake WD	04/29/15	690,000	20	2.000%	414,191	-	118,091	157,718	DL	(E)
Cortez, City of	02/18/10	447,119	20	2.000%	-	-	447,119	-	DL	(B)
Cottonwood W&SD	11/02/06	9,996,005	20	3.420%	3,801,710	-	901,005	-	LL	
Craig, City of (dl#3)	05/23/19	3,200,000	20	0.500%	1,538,517	-	-	1,391,880	DC	(E)
Creede, City of	04/15/09	1,224,169	30	1.750%	-	-	-	1,224,169	DC	
Crested Butte South MD (dl#1)	07/20/10	1,000,000	20	2.000%	-	-	1,000,000	-	DL	(B)
Crested Butte, Town of (dl#1)	02/29/12	400,000	20	2.000%	-	-	400,000	-	DL	(B)
Crested Butte, Town of (dl#2)	03/10/20	2,025,600	20	2.500%	-	-	-	2,025,600	DL	(E)
Crowley, Town of	11/19/12	100,000	30	0.000%	-	-	-	100,000	DC	gr
Cucharas S&WD (dl#2)	12/20/12	87,000	20	2.000%	-	-	69,461	17,539	DL	(C)
Cucharas S&WD (dl#3)	05/13/19	1,623,576	20	2.500%	1,369,717	-	-	253,859	DL	(E)
Deer Creek WD	08/16/19	2,474,673	20	2.500%	1,588,703	-	-	875,971	DL	(E)
Deer Trail, Town of (dl#2)	12/23/19	1,221,200	30	0.500%	1,086,321	-	-	134,879	DC	(E)
Deer Trail, Town of (dl#3)	10/27/20	250,000	30	0.500%	-	-	-	240,000	DC	(E)
Del Norte, Town of	12/31/08	745,642	20	0.000%	-	-	-	745,642	DC	
Denver Southeast Suburban W&SD	04/23/15	14,250,066	21	2.068%	3,961,092	-	3,309,062	3,268,231	LL	(E) (F)
Dillon, Town of (dl#2)	03/16/15	1,800,000	20	2.000%	84,095	-	24,064	1,691,841	DL	(E)
Divide MPC MD #1 (dl#1)	09/04/09	145,930	20	0.000%	-	145,930	-	-	ARDL	
Divide MPC MD #1 (dl#2)	10/19/10	139,580	20	2.000%	-	-	139,580	-	DL	(B)
Eagle, Town of	05/24/18	16,841,882	23	2.439%	-	-	-	11,655,022	LL	(E)
East Alamosa W&SD (dl#1)	07/24/08	2,000,000	30	0.000%	-	-	-	2,000,000	DC	
East Alamosa W&SD (dl#2)	05/28/21	1,379,742	30	1.500%	-	-	-	-	DC	(E)
Eckley, Town of	07/30/08	100,000	20	0.000%	-	-	-	100,000	DC	
Edgewater, City of	01/15/15	1,000,323	20	2.000%	766,939	-	233,384	-	DL	
El Rancho Florida MD	07/25/11	1,400,000	20	2.000%	-	-	-	1,400,000	DL	
Estes Park, Town of	06/12/08	5,494,410	20	3.260%	2,761,224	-	654,411	-	DL	
Evans, City of	08/12/13	1,495,884	10	0.000%	1,145,351	-	350,533	-	LL	gr (D)
Evergreen MD (LL#2)	04/01/02	2,036,130	21	4.000%	764,260	-	181,130	-	LL	
Evergreen MD (dl)	05/18/21	3,000,000	30	2.250%	-	-	-	485,182	DL	(E)
Flagler, Town of (dl#1)	11/20/15	652,900	30	0.000%	-	-	-	652,900	DC	(E)
Florence, City of (LL)	11/01/03	12,999,093	22	3.510%	5,502,502	-	1,304,093	-	LL	
Florence, City of (dl#1)	01/25/05	769,899	20	3.500%	-	-	-	769,899	DL	
Florence, City of (dl#2)	10/07/09	2,000,000	20	0.000%	-	2,000,000	-	-	ARDL	
Forest Hills MD (dl#1)	09/30/20	490,148	20	2.500%	-	-	-	-	DL	(E)
Forest Hills MD (dl#2)	05/27/21	150,000	20	2.250%	-	-	-	-	DL	(E)
Forest View Acres WD (dl#1)	06/15/12	2,000,000	20	0.000%	-	-	-	2,000,000	DL	gr
Forest View Acres WD (dl#2)	07/19/16	500,000	20	2.000%	51,471	-	-	448,529	DL	(E)
Fountain Valley Auth (LL#2)	06/01/03	3,221,862	22	3.030%	1,463,552	-	346,862	-	LL	
Gateway MD	12/17/09	576,575	20	0.000%	-	576,575	-	-	ARDL	
Genesee W&SD (LL)	04/23/15	9,790,312	19	2.174%	628,369	-	179,810	5,872,132	LL	(E)
Genesee W&SD (dl)	12/11/15	2,500,000	20	0.000%	1,735,155	-	225,615	539,230	DL	gr (E)
Genoa, Town of	12/20/06	175,000	30	0.000%	-	-	-	175,000	DC	
Georgetown, Town of (dl#1)	09/22/09	3,340,000	20	0.000%	-	3,340,000	-	-	ARDL	PPF

Colorado Water Resources & Power Development Authority  
**DRINKING WATER REVOLVING FUND (DWRF) LOAN PROGRAM**  
**2022 INTENDED USE PLAN**  
Summary of Loans Financed as of June 30, 2021

DETAIL OF LOANS FINANCED UNDER THE DWRF PROGRAM (cont'd)										
Borrower	Loan Date	Loan Amount	Loan Term (In Years)	Effective Loan Interest Rate	DW SRF Funds Obligated to Loan (a)	2009 ARRA Funds Obligated to Loan (d)	State Match Obligated to Loan (b)	Reloan Funds Obligated to Loan (c)	Loan Type	Notes
Georgetown, Town of (dl#2)	05/19/11	734,165	20	2.000%	-	-	81,096	653,068	DL	(C)
Glenview Owners' Association	08/13/20	550,000	20	2.500%	16,601	-	-	301,938	DP	(E)
Grand Junction, City of (LL)	04/01/02	3,566,522	21	4.020%	1,082,370	-	256,522	-	LL	
Grand Junction, City of (dl#1)	02/02/10	3,783,923	20	2.500%	3,783,923	-	-	-	DL	(A)
Grand Junction, City of (dl#2)	11/17/16	1,476,194	20	2.000%	401,700	-	495,215	579,279	DL	(E)
Grand Lake, Town of (dl#2)	04/09/18	1,532,452	20	2.000%	1,507,452	-	-	25,000	DL	(E)
Hayden, Town of (dl#2)	07/09/14	701,607	20	2.000%	538,883	-	162,724	-	DL	
Hayden, Town of (dl#3)	06/28/21	872,400	20	1.500%	-	-	-	-	DC	
Highland Lakes WD	06/17/15	1,533,520	20	2.000%	197,897	-	6,951	1,328,672	DL	(E)
Hillrose, Town of	05/31/07	803,296	30	0.000%	-	-	-	803,296	DC	
Hot Sulphur Springs, Town of (dl#1)	09/02/09	3,300,000	20	0.000%	-	3,300,000	-	-	ARDL	PPF
Hot Sulphur Springs, Town of (dl#3)	11/13/20	500,000	30	0.500%	-	-	-	390,000	DC	(E) PPF
Hotchkiss, Town of (dl#1)	04/23/08	756,653	20	0.000%	-	-	-	756,653	DC	
Idaho Springs, City of	04/01/02	2,339,797	21	3.990%	906,316	-	214,797	-	LL	
Kim, Town of (dl#1)	05/30/08	118,000	30	0.000%	-	-	-	118,000	DC	
La Jara, Town of (dl#1)	04/20/05	200,000	20	0.000%	-	-	-	200,000	DC	
La Junta, City of (LL)	04/01/02	9,812,211	21	4.000%	3,300,469	-	782,211	-	LL	
La Junta, City of (dl#2)	09/24/09	1,830,000	20	0.000%	-	1,830,000	-	-	ARDL	
La Plata Archuleta WD	02/19/16	2,500,000	20	2.000%	1,641,373	-	-	858,627	DL	(E)
La Plata County Palo Verde PID	08/08/14	272,500	20	2.000%	213,776	-	58,724	-	DL	
La Veta, Town of	04/11/08	1,134,000	30	1.875%	-	-	-	1,134,000	DC	
Lake City, Town of (dl#1)	07/10/15	500,000	30	0.000%	112,623	-	32,227	355,150	DC	(E)
Lake Durango WA	07/15/09	2,000,000	20	2.000%	-	-	-	2,000,000	DL	
Lamar, City of (dl#1)	12/17/09	3,952,375	20	0.000%	-	3,952,375	-	-	ARDL	
Lamar, City of (dl#2)	12/17/09	1,064,871	20	2.500%	1,064,871	-	-	-	DL	(A)
Lamar, City of (dl#4)	08/26/16	1,612,800	30	0.000%	939,450	-	-	673,350	DC	(E) PPF
Lamar, City of (dl#5)	02/08/21	1,089,200	30	0.500%	-	-	-	-	DC	(E)
Larimer County LID 2013-3 (Fish Creek)	06/30/14	310,371	20	2.000%	241,460	-	68,911	-	DL	
Larkspur, Town of	01/17/14	2,847,920	30	0.000%	2,173,481	-	674,439	-	DC	PPF
Las Animas, City of	03/26/08	812,000	30	0.000%	-	-	-	812,000	DC	
Left Hand WD (LL#2)	05/29/14	29,900,336	20	1.980%	17,851,522	-	4,903,814	-	LL	
Longmont, City of	06/01/03	14,998,044	21	3.110%	6,046,601	-	1,433,044	-	LL	
Louviers W&SD	10/19/12	1,139,650	30	0.000%	973,955	-	165,695	-	DC	PPF (D)
Lyons, Town of	06/01/03	4,915,599	22	3.030%	2,196,621	-	520,599	-	LL	
Manassa, Town of	01/31/11	492,900	30	0.000%	-	-	492,900	-	DC	(B)
Mancos, Town of (dl#2)	06/14/21	1,500,000	30	1.500%	-	-	-	-	DC	(E)
Manitou Springs, City of (dl#1)	09/28/09	1,486,026	20	0.000%	-	1,486,026	-	-	ARDL	PPF
Manitou Springs, City of (dl#2)	09/29/09	880,749	20	0.000%	-	880,749	-	-	ARDL	PPF
Manitou Springs, City of (dl#3)	09/30/09	1,486,026	20	0.000%	-	1,486,026	-	-	ARDL	PPF
Manitou Springs, City of (dl#4)	12/23/20	827,200	20	2.500%	-	-	-	-	DL	(E)
Merino, Town of (dl#1)	11/07/12	1,110,000	30	1.000%	-	-	29,114	1,080,886	DC	PPF (C)
Merino, Town of (dl#2)	03/31/17	201,314	30	1.000%	201,314	-	-	-	DC	(E)
Mesa W&SD	08/12/11	200,000	30	1.433%	-	-	200,000	-	DC	PPF (B)
Monte Vista, City of	10/12/11	348,207	30	0.000%	-	-	348,207	-	DC	(B)
Mountain W&SD	07/13/11	1,000,000	20	0.000%	-	-	-	1,000,000	DL	gr
Mt. Crested Butte W&SD	05/28/20	22,474,748	20.5	1.286%	2,586,230	-	-	5,506,143	LL	(E)
Mustang WA	12/08/03	700,000	20	4.000%	-	-	-	700,000	DL	
Navajo Western WD	05/03/12	1,011,099	30	0.000%	-	-	104,954	906,145	DC	(C)
Nederland, Town of	06/15/09	2,325,277	20	2.000%	-	-	-	2,325,277	DL	
Nunn, Town of	12/09/11	2,424,000	30	1.000%	2,253,690	-	170,310	-	DC	PPF (D)
Oak Creek, Town of (dl#1)	11/18/03	900,689	20	4.000%	-	-	-	900,689	DL	
Olde Stage WD (dl#1)	06/01/05	100,000	20	3.500%	-	-	-	100,000	DL	
Olde Stage WD (dl#2)	10/17/08	150,000	20	3.500%	-	-	-	150,000	DL	
Ophir, Town of	12/18/09	500,000	20	0.000%	-	500,000	-	-	ARDL	
Orchard City, Town of (dl#3)	07/17/20	1,800,000	20	1.500%	-	-	-	-	DC	(E)
Ordway, Town of (dl#1)	12/20/06	200,000	30	0.000%	-	-	-	200,000	DC	
Ordway, Town of (dl#2)	12/21/07	114,300	30	0.000%	-	-	-	114,300	DC	
Ordway, Town of (dl#4)	07/31/18	713,180	30	0.000%	703,180	-	-	-	DC	(E) PPF
Pagosa Area W&SD	06/12/08	7,158,870	20	3.400%	3,223,080	-	763,870	-	LL	
Palisade, Town of (dl#1)	05/26/06	2,000,000	30	0.000%	1,526,000	-	474,000	-	DC	
Palisade, Town of (LL)	11/02/06	3,976,045	21	3.470%	1,502,300	-	356,045	-	LL	
Palmer Lake, Town of (dl#1)	07/22/09	1,722,788	20	2.000%	-	-	-	1,722,788	DL	
Palmer Lake, Town of (dl#2)	03/16/18	1,100,000	20	2.000%	653,525	-	384,925	61,550	DL	(E) (F)
Paonia, Town of (dl#1)	11/05/08	395,969	20	1.750%	-	-	-	395,969	DC	
Paonia, Town of (LL)	05/29/14	2,996,494	21	2.080%	1,727,072	-	474,422	-	LL	
Parkville WD (dl#2)	05/22/20	1,606,445	20	1.500%	271,139	-	-	1,335,306	DC	(E)
Penrose WD (dl#2)	10/19/20	239,800	30	0.500%	-	-	-	207,638	DC	(E)
Pine Drive WD	04/29/10	241,154	20	2.000%	-	-	241,154	-	DL	(B)
Pinewood Springs WD (dl#1)	07/26/04	123,200	20	3.500%	-	-	-	123,200	DL	
Pinewood Springs WD (dl#2)	04/03/06	752,425	20	3.500%	-	-	-	752,425	DL	
Platte Canyon W&SD #1 (dl#1)	06/30/06	400,000	20	3.750%	-	-	-	400,000	DL	
Platte Canyon W&SD #2 (dl#2)	07/15/08	415,203	20	3.500%	-	-	-	415,203	DL	
Pritchett, Town of	03/31/06	200,000	30	0.000%	-	-	-	200,000	DC	
Project 7 Water Auth	11/25/08	10,176,512	21	3.820%	5,512,709	-	1,306,512	-	LL	
Pueblo Board of WW	04/15/00	9,558,795	23	4.600%	2,499,000	-	633,795	-	LL	
Ralston Valley W&SD	08/09/06	1,255,857	20	3.750%	-	-	-	1,255,857	DL	
Rangely, Town of	10/02/13	1,500,000	20	2.000%	913,564	-	586,436	-	DL	(D)
Ridgway, Town of	10/19/09	450,000	20	0.000%	-	450,000	-	-	ARDL	
Rifle, City of (LL)	08/14/12	21,858,367	20	1.860%	16,406,610	-	3,888,367	-	LL	



Colorado Water Resources & Power Development Authority  
**DRINKING WATER REVOLVING FUND (DWRF) LOAN PROGRAM**  
**2022 INTENDED USE PLAN**  
Summary of Loans Financed as of June 30, 2021

DETAIL OF LOANS FINANCED UNDER THE DWRF PROGRAM (cont'd)										
Borrower	Loan Date	Loan Amount	Loan Term (In Years)	Effective Loan Interest Rate	DW SRF Funds Obligated to Loan (a)	2009 ARRA Funds Obligated to Loan (d)	State Match Obligated to Loan (b)	Reloan Funds Obligated to Loan (c)	Loan Type	Notes
Rifle, City of (dl)	08/14/12	2,000,000	20	2.000%	-	-	-	2,000,000	DL	
Rockvale, Town of	07/08/09	295,000	30	1.000%	-	-	-	295,000	DC	
Roxborough W&SD (Plum Valley Heights)	04/23/15	5,199,125	21	2.073%	1,192,575	-	-	2,666,550	LL	(E)
Rye, Town of (dl#1)	03/27/09	561,939	30	1.750%	-	-	-	561,939	DC	
Salida, City of (dl#2)	12/21/11	545,000	20	0.000%	-	-	396,273	148,727	DL	gr (C)
Salida, City of (dl#3)	02/28/17	1,294,786	20	1.000%	1,118,782	-	-	176,004	DC	(E) PPF
Salida, City of (dl#5)	06/15/21	4,184,000	20	1.500%	-	-	-	-	DC	(E)
Sedgwick, Town of	05/15/06	419,000	30	0.000%	-	-	-	419,000	DC	
Sheridan Lake WD (dl#2)	07/02/19	175,400	30	0.500%	11,302	-	-	164,098	DC	(E)
Silverton, Town of (dl#2)	05/21/18	313,852	30	0.000%	138,208	-	-	142,848	DC	(E) PPF
Simla, Town of	04/09/21	1,032,300	30	0.500%	-	-	-	-	DC	(E) PPF
South Fork, Town of	07/08/20	3,000,000	30	0.500%	205,943	-	-	994,962	DC	(E) PPF
South Sheridan WSS&SDD	06/28/13	1,985,245	30	1.000%	1,525,918	-	459,327	-	DL	(D)
Spring Canyon W&SD (dl#1)	04/15/15	2,200,000	20	2.000%	-	-	-	2,200,000	DL	(E)
Spring Canyon W&SD (dl#2)	02/19/16	300,000	20	2.000%	-	-	-	300,000	DL	(E)
Spring Canyon W&SD (dl#3)	02/10/17	300,599	20	2.000%	-	-	-	300,599	DL	(E)
St. Charles Mesa WD (dl#2)	06/18/18	344,070	9	0.000%	344,070	-	-	-	DC	(E) PPF
St. Mary's Glacier W&SD (dl#2)	12/27/18	3,000,000	30	0.000%	497,472	-	-	513,813	DC	(E) PPF
Sterling, City of	03/30/11	28,558,845	21	2.500%	15,881,203	-	3,763,845	-	LL	
Stratmoor Hills WD (dl#2)	12/03/19	3,000,000	30	0.500%	21,417	-	-	297,449	DC	(E)
Stratton, Town of (dl#1)	12/20/07	483,000	30	1.875%	-	-	-	483,000	DC	
Stratton, Town of (dl#3)	08/30/13	919,000	30	0.000%	-	-	71,206	847,794	DL	gr (C)
Sundance Hills/Farraday (Subdist#1 of LPAWD)	12/18/18	698,033	20	2.000%	563,454	-	-	134,579	DL	(E)
Swink, Town of (dl#1)	04/20/04	669,000	20	3.500%	-	-	-	669,000	DL	
Swink, Town of (dl#2)	11/10/10	547,138	30	1.000%	469,819	-	77,319	-	DC	(D)
Teller County W&SD	11/10/10	1,718,000	20	2.000%	-	-	1,235,198	482,802	DL	(C)
Thunderbird W&SD (dl#2)	08/27/02	343,684	20	4.000%	-	-	-	343,684	DL	
Timbers W&SD	03/07/13	350,000	20	0.000%	-	-	249,494	100,506	DL	gr (C)
Tree Haus MD	11/03/10	942,185	20	2.000%	-	-	877,251	64,934	DL	(C)
Walden, Town of	09/06/06	898,731	25	1.750%	-	-	-	898,731	DC	
Wellington, City of (dl)	11/01/01	1,000,000	20	4.000%	716,007	-	283,993	-	DL	
Wellington, Town of (LL)	05/22/19	24,020,780	21	1.691%	-	-	-	-	LL	(E)
Westwood Lakes WD	05/15/03	500,000	20	4.000%	-	-	-	500,000	DC	
Williamsburg, Town of	05/09/14	826,000	30	1.000%	-	-	-	826,000	DL	
Willow Brook MD	04/24/19	1,750,000	20	2.500%	1,404,992	-	-	-	DL	(E)
Wray, City of (dl#2)	02/13/20	3,000,000	30	1.500%	1,932,653	-	-	1,057,347	DC	(E)
Yampa Valley HA (Fish Creek)	06/01/15	686,963	30	0.000%	466,185	-	133,400	87,378	DL	(E) PPF
Yampa, Town of	05/06/14	1,370,241	30	1.000%	-	-	-	1,370,241	DC	PPF
<b>LOANS PAID IN FULL</b>										
Arapahoe Estates WD	10/01/97	1,048,333	20	4.150%	388,359	-	98,333	-	LL	
Aurora, City of	05/01/99	14,999,899	15	3.633%	4,751,500	-	1,024,896	-	LL	
Bow Mar W&SD	08/06/09	454,914	20	2.000%	-	-	-	454,914	DL	
Buena Vista, Town of (LL)	06/01/98	1,324,120	20	4.010%	490,204	-	124,120	-	LL	
Chatfield South WD	07/13/98	728,500	20	4.500%	581,310	-	147,190	-	DL	
Craig, City of (dl#1)	12/15/00	450,000	5	4.000%	353,089	-	96,911	-	DL	
Craig, City of (LL)	04/27/06	6,056,378	21	3.650%	2,263,200	-	536,378	-	LL	
Crested Butte South MD (dl#2)	02/20/13	500,000	20	2.000%	-	-	419,390	80,610	DL	(C)
Cucharas S&WD (dl#1)	11/29/06	269,000	20	3.750%	-	-	-	269,000	DL	
Dillon, Town of (dl#1)	10/18/02	1,000,000	10	4.000%	-	-	-	1,000,000	DL	
Englewood, City of	10/01/97	15,292,636	21	4.140%	5,361,910	-	1,357,636	-	LL	
Evergreen MD (LL#1)	04/15/00	5,577,982	21	4.390%	1,786,069	-	452,982	-	LL	
Fort Collins, City of (LL#1)	10/01/97	10,125,300	20	4.120%	3,614,928	-	915,300	-	LL	
Fort Collins, City of (LL#2)	05/01/99	4,998,395	20	3.808%	1,870,165	-	403,395	-	LL	
Fort Morgan, City of	06/01/98	15,433,355	21	4.020%	5,641,214	-	1,428,355	-	LL	
Fountain Valley Auth (LL#1)	04/15/00	7,607,966	21	4.400%	2,633,735	-	667,966	-	LL	
Glenwood Springs, City of	05/01/99	4,999,017	19	3.773%	1,710,790	-	369,017	-	LL	
Grand County W&SD	05/01/99	2,998,566	19	3.783%	1,036,468	-	223,566	-	LL	
Grand Lake, Town of (dl#1)	10/29/97	495,000	20	4.500%	394,988	-	100,012	-	DL	
Greeley, City of	05/01/99	14,999,038	20	3.802%	5,280,660	-	1,139,038	-	LL	
Hayden, Town of (dl#1)	04/30/02	1,000,000	20	4.000%	-	-	-	1,000,000	DL	
Hotchkiss, Town of (dl#4)	04/17/18	405,263	20	0.000%	275,798	-	-	129,465	DC	(E) PPF
Julesburg, Town of (dl)	05/01/99	693,000	1	4.500%	543,757	-	149,243	-	DL	
Julesburg, Town of (LL)	05/01/99	994,600	20	3.809%	392,210	-	84,600	-	LL	
La Junta, City of (dl#1)	10/15/99	490,000	20	4.500%	384,475	-	105,525	-	DL	
Lake City, Town of (dl#3)	10/14/16	500,000	N/A	N/A	82,283	-	417,717	-	DC	(E) PPF
Left Hand W&SD	09/11/98	188,700	20	4.500%	150,574	-	38,126	-	DL	
Left Hand WD (LL#1)	05/01/99	6,571,538	20	3.802%	2,139,722	-	461,538	-	LL	
Limon, Town of	04/15/00	1,440,809	21	4.410%	436,910	-	110,809	-	LL	
Little Thompson WD	04/27/06	6,383,774	21	3.650%	2,653,055	-	628,774	-	LL	
Log Lane Village, Town of	10/14/05	1,000,000	30	1.750%	-	-	-	1,000,000	DC	
Oak Creek, Town of (dl#2)	02/10/17	1,000,000	30	1.000%	368,579	-	101,373	530,048	DC	(E) PPF
Ouray, City of	12/19/03	1,000,000	20	4.000%	-	-	-	1,000,000	DL	
Sedalia W&SD	03/09/00	326,000	20	4.500%	255,794	-	70,206	-	DL	
Springfield, Town of	07/28/00	349,471	20	4.500%	274,209	-	75,262	-	DL	
Stratton, Town of (dl#2)	12/03/08	90,000	30	1.750%	-	-	-	90,000	DC	
Thunderbird W&SD (dl#10)	06/01/99	285,000	20	4.500%	223,623	-	61,377	-	DL	
Victor, City of	06/17/05	283,000	10	0.000%	-	-	-	283,000	DC	
Westminster, City of	04/15/00	14,998,357	21	4.400%	4,764,452	-	1,208,357	-	LL	
Woodland Park, City of	03/13/02	800,000	20	4.000%	597,200	-	202,800	-	DL	



Colorado Water Resources & Power Development Authority  
**DRINKING WATER REVOLVING FUND (DWRF) LOAN PROGRAM**  
**2022 INTENDED USE PLAN**  
 Summary of Loans Financed as of June 30, 2021

DETAIL OF LOANS FINANCED UNDER THE DWRF PROGRAM (cont'd)										
Borrower	Loan Date	Loan Amount	Loan Term (In Years)	Effective Loan Interest Rate	DW SRF Funds Obligated to Loan (a)	2009 ARRA Funds Obligated to Loan (d)	State Match Obligated to Loan (b)	Reloan Funds Obligated to Loan (c)	Loan Type	Notes
<b>FULL PRINCIPAL FORGIVEN-BASE LOANS</b>										
Arabian Acres MD (dl#2)	07/09/19	300,000			-	-	-	300,000	DC	(E) FPF de
Brookside, Town of (dl#1)	09/16/16	27,500			-	-	-	27,500	DC	(E) FPF de
Brookside, Town of (dl#2)	11/01/16	107,500			6,734	-	2,297	98,469	DC	(E) FPF
Buena Vista, Town of (dl#1)	03/08/17	80,446			-	-	-	80,446	DC	(E) FPF
Burlington, City of (dl#1)	06/24/16	250,000			-	-	-	250,000	DC	(E) FPF de
Cedaredge, Town of (dl#1)	06/09/17	22,900			-	-	-	22,900	DC	(E) FPF de
Center, Town of (dl#2)	07/15/19	24,810			-	-	-	24,810	DC	(E) FPF de
Central, City of	10/03/17	55,571			-	-	-	55,571	DC	(E) FPF de
Costilla County Garcia DWS	11/07/14	270,293			205,230	-	65,063	-	DC	FPF
Craig, City of (dl#2)	01/18/19	300,000			-	-	-	300,000	DC	(E) FPF de
Deer Trail, Town of (dl#1)	08/15/18	240,000			-	-	-	240,000	DC	(E) FPF de
Eads, Town of (dl#1)	12/23/16	157,000			-	-	-	157,000	DC	(E) FPF de
Eads, Town of (dl#2)	12/23/16	404,500			203,647	-	35,463	165,390	DC	(E) FPF
East Alamosa W&SD (dl#2)	05/15/20	236,136			-	-	-	236,136	DC	(E) FPF de
Eckley, Town of	02/16/21	135,209			-	-	-	19,846	DC	(E) FPF de
Elbert W&SD	11/21/12	497,000			408,188	-	88,812	-	DC	FPF (D)
Empire, Town of	06/13/14	847,920			652,553	-	195,367	-	DC	FPF
Flagler, Town of (dl#2)	11/20/15	190,100			-	-	-	190,100	DC	(E) FPF de
Florissant W&SD	06/24/14	847,920			660,773	-	187,147	-	DC	FPF
Granby, Town of	06/11/14	741,524			576,169	-	165,355	-	DC	FPF
Grover, Town of	08/19/11	518,000			518,000	-	-	-	DC	FPF (A)
Holly, Town of	08/17/10	103,392			103,392	-	-	-	DC	FPF (A)
Hot Sulphur Springs, Town of (dl#2)	03/12/20	70,000			-	-	-	70,000	DC	(E) FPF de
Hotchkiss, Town of (dl#2)	07/30/10	775,000			702,551	-	72,449	-	DC	FPF (D)
Hotchkiss, Town of (dl#3)	10/10/17	55,309			-	-	-	55,309	DC	(E) FPF de
Huerfano County Gardner W&S PID	12/05/12	593,000			469,079	-	123,921	-	DC	gr FPF (D)
Hugo, Town of	09/14/18	162,806			-	-	-	130,216	DC	(E) FPF de
Kim, Town of (dl#2)	05/16/14	241,500			186,540	-	54,960	-	DC	FPF
Orchard City, Town of (dl#1)	07/28/10	2,000,000			2,000,000	-	-	-	DC	FPF (A)
Orchard City, Town of (dl#2)	07/17/20	181,170			-	-	-	164,315	DC	(E) FPF de
Ordway, Town of (dl#3)	02/16/18	178,320			-	-	-	178,320	DC	(E) FPF de
Paonia, Town of (dl#2)	08/26/10	285,880			285,880	-	-	-	DC	FPF (A)
Kit Carson, Town of (dl#2)	08/18/10	379,125			379,125	-	-	-	DC	FPF (A)
La Jara, Town of (dl#2)	09/09/11	722,442			721,082	-	1,360	-	DC	FPF (D)
Lake City, Town of (dl#2)	10/14/16	18,390			-	-	-	18,390	DC	(E) FPF de
Lamar, City of (dl#3)	02/18/16	112,000			-	-	-	112,000	DC	(E) FPF de
Mancos, Town of (dl#1)	09/21/20	233,177			-	-	-	145,955	DC	(E) FPF de
Manzanola, Town of	10/29/14	682,000			528,200	-	153,800	-	DC	FPF
Orchard City, Town of (dl#1)	40,387	2,000,000			2,000,000	0	0	0	DC	FPF (A)
Orchard City, Town of (dl#2)	44,029	181,170			0	0	0	164,315	DC	(E) FPF de
Ordway, Town of (dl#3)	43,147	178,320			0	0	0	178,320	DC	(E) FPF de
Paonia, Town of (dl#2)	40,416	285,880			285,880	0	0	0	DC	FPF (A)
Paonia, Town of (dl#3)	05/29/14	847,920			663,077	-	184,843	-	DC	FPF
Parkville WD (dl#1)	03/10/20	107,464			-	-	-	107,464	DC	(E) FPF de
Penrose WD (dl#1)	07/20/20	64,300			-	-	-	64,300	DC	(E) FPF de
Poncha Springs, Town of (dl#1)	10/11/17	200,000			-	-	-	200,000	DC	(E) FPF de
Poncha Springs, Town of (dl#2)	02/09/18	1,470,000			1,121,921	-	-	215,477	DC	(E) FPF
Rico, Town of	08/10/11	1,522,210			1,494,751	-	27,459	-	DC	FPF (D)
Rocky Ford, City of (dl#2)	12/13/10	2,000,000			1,998,893	-	1,107	-	DC	FPF (D)
Round Mountain W&SD	06/11/21	129,250			-	-	-	-	DC	(E) FPF de
Rye, Town of (dl#2)	12/03/12	107,476			96,728	-	10,748	-	DC	FPF (D)
Salida, City of (dl#1)	02/28/17	119,841			-	-	-	119,841	DC	(E) FPF de
Salida, City of (dl#4)	06/15/21	241,450			-	-	-	-	DC	(E) FPF de
Sawpit, Town of	08/03/10	100,000			100,000	-	-	-	DC	FPF (A)
Shadow Mountain Village LID	10/28/14	599,427			-	-	-	599,427	DC	FPF
Sheridan Lake WD (dl#1)	09/28/18	156,900			-	-	-	156,900	DC	(E) FPF de
Silverton, Town of (dl#1)	10/16/17	45,797			-	-	-	45,797	DC	(E) FPF de
Simla, Town of	12/18/20	157,200			-	-	-	113,123	DC	(E) FPF de
South Fork, Town of (dl#1)	06/12/19	300,000			-	-	-	300,000	DC	(E) FPF de
St. Charles Mesa WD (dl#1)	06/18/18	27,238			-	-	-	27,238	DC	(E) FPF de
St. Mary's Glacier W&SD (dl#1)	08/08/18	300,000			-	-	-	300,000	DC	(E) FPF de
Stratmoor Hills WD (dl#1)	02/01/19	284,195			-	-	-	284,195	DC	(E) FPF de
Two Buttes, Town of	11/19/10	1,291,500			1,291,500	-	-	-	DC	FPF (A)
Vilas, Town of	01/31/13	655,000			514,405	-	140,595	-	DC	FPF (D)
Vona, Town of	01/31/13	182,000			152,779	-	29,221	-	DC	FPF (D)
Wiley, Town of	11/07/14	207,000			161,203	-	45,797	-	DC	FPF
Wray, City of (dl#1)	02/13/20	300,000			-	-	-	202,125	DC	(E) FPF de
<b>FULL PRINCIPAL FORGIVEN-ARRA LOANS</b>										
Arabian Acres MD (dl#1)	08/28/09	287,440			-	287,440	-	-	ARDL	FPF
Blanca, Town of (dl#1)	09/09/09	50,000			-	50,000	-	-	ARDC	FPF
Brighton, City of	09/17/09	1,044,000			-	1,044,000	-	-	ARDL	FPF
Cheyenne Wells, Town of	09/02/09	1,732,517			-	1,732,517	-	-	ARDC	FPF
Colorado City MD	09/02/09	1,780,000			-	1,780,000	-	-	ARDC	FPF
Fraser, Town of	09/17/09	652,255			-	652,255	-	-	ARDL	FPF
Hi-Land Acres W&SD	09/02/09	1,200,000			-	1,200,000	-	-	ARDL	FPF
Kit Carson, Town of (dl#1)	09/03/09	392,000			-	392,000	-	-	ARDC	FPF
Kremmling, Town of	08/28/09	2,000,000			-	2,000,000	-	-	ARDL	FPF
Norwood WC, Town of	09/03/09	540,150			-	540,150	-	-	ARDL	FPF
Rocky Ford, City of (dl#1)	09/04/09	945,337			-	945,337	-	-	ARDC	FPF
Siebert, Town of	08/26/09	1,719,500			-	1,719,500	-	-	ARDC	FPF
<b>TOTALS</b>		<b>\$ 757,451,582</b>			<b>\$ 262,574,691</b>	<b>\$ 32,290,880</b>	<b>\$ 73,121,882</b>	<b>\$ 123,306,599</b>		

Colorado Water Resources & Power Development Authority  
**DRINKING WATER REVOLVING FUND (DWRf) LOAN PROGRAM**  
**2022 INTENDED USE PLAN**  
 Summary of Loans Financed as of June 30, 2021

TOTAL AMOUNT AND NUMBER OF LOANS FINANCED BY YEAR	YEAR	AMOUNT	NUMBER	YEAR	AMOUNT	NUMBER	YEAR	AMOUNT	NUMBER
	1997	\$ 26,961,269	4	2006	\$ 64,279,549	21	2014	\$ 59,930,965	19
	1998	17,674,675	4	2007	1,400,596	3	2015	45,307,150	15
	1999	52,029,053	10	2008	29,547,259	14	2016	12,715,884	15
	2000	40,309,380	8	2009	11,637,708	10	2017	60,617,359	13
	2001	1,000,000	1	2009A	32,290,880	24	2018	31,028,230	20
	2002	21,846,590	9	2010	25,388,836	18	2019	42,818,914	15
	2003	39,235,287	8	2011	39,386,826	14	2020	45,613,388	23
	2004	792,200	2	2012	30,903,592	12	2021	14,513,551	12
	2005	2,352,899	5	2013	7,869,542	9			
<b>Total</b>								<b>757,451,582</b>	<b>308</b>

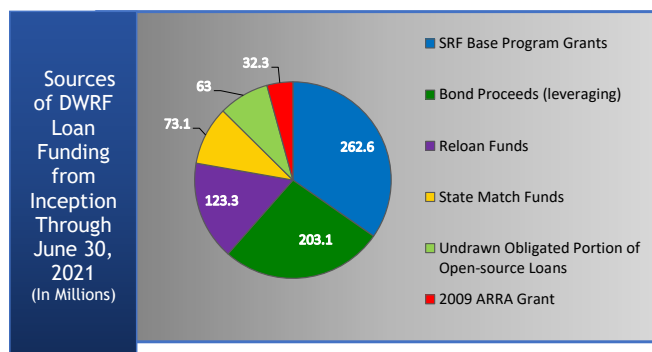
SUMMARY OF DW SRF LOANS FINANCED BY TYPE OF LOAN								
Loan Type	Number of Loans Financed	Total Amount of Financing Assistance- Loans	Total DW SRF Funds Obligated (a)	Total 2009 ARRA Funds Obligated (d)	Total State Funds Obligated (b)	Total Reloan Funds Obligated (c)	Bond Proceeds (Leveraging)	Undrawn Portion of Open-sourced Funded Loans
<b>Base Program:</b>								
Disadvantaged Communities Direct Loans	145	\$ 108,448,016	\$ 42,833,363	\$ -	\$ 5,720,190	\$ 39,894,503	\$ -	\$ 19,999,960
Direct Loans	92	105,317,432	36,787,900	-	12,805,315	45,167,081	-	10,557,136
Direct Loans-Private Nonprofits	1	550,000	16,601	-	-	301,938	-	231,461
Leveraged Loans	46	510,845,254	182,936,827	-	54,596,377	37,943,077	203,131,588	32,237,385
<b>American Recovery &amp; Reinvestment Act:</b>								
Disadvantaged Communities Direct Loans	7	8,619,354	-	8,619,354	-	-	-	-
Direct Loans	17	23,671,526	-	23,671,526	-	-	-	-
<b>Total Loans for SRF Program</b>	<b>308</b>	<b>\$ 757,451,582</b>	<b>\$ 262,574,691</b>	<b>\$ 32,290,880</b>	<b>\$ 73,121,882</b>	<b>\$ 123,306,599</b>	<b>\$ 203,131,588</b>	<b>\$ 63,025,942</b>

Disadvantage Community Loans	Amount	No. of Loans
Base Program - reduced interest	\$ 35,422,090	29
Base Program - zero percent interest	15,541,153	27
Base Program - full principal forgiveness	24,464,008	63
Base Program - partial princ forgiv & reduced interest	16,228,465	12
Base Program - partial princ forgiv & zero percent interest	16,792,300	14
ARRA - full principal forgiveness	6,619,354	6
ARRA - zero percent interest	2,000,000	1
<b>TOTAL</b>	<b>\$ 117,067,370</b>	<b>152</b>

**TOTAL AMOUNT OF PRINCIPAL FORGIVEN AWARDED (aggregate)** **\$ 49,837,377**

<b>Green Project Loans</b>	<b>\$ 7,352,884</b>	<b>9</b>
----------------------------	---------------------	----------

Certain green project loans are also disadvantaged community loans and are counted in each total.



**Notes / Comments:**

**Type of Loan:**

LL = Leveraged Loan - Funded with bond proceeds and (1) Authority state funds, (2) Grant Funds, and/or (3) DWRf SRF Reloan funds.

DL = Direct Loan - Funded from available sources: (1) Authority state funds, (2) Grant Funds or (3) Drinking Water SRF Reloan funds.

DC = Disadvantaged community direct Loans

DP = Private, non-profit direct loan projects

ARDL = American Recovery and Reinvestment Act (ARRA) Direct Loans = Funded in full from ARRA funds; no state match required.

ARDC = American Recovery and Reinvestment Act (ARRA) Disadvantaged Community Direct Loans = Funded in full from ARRA funds; no state match required.

**Explanation of DW SRF Loan Funding and/or Subsidization**

(a) DW SRF Funds = Drinking Water State Revolving Fund - Received from EPA Capitalization Grant Awards

(b) State Match Funds = (Required 20% match for Each Dollar Received From EPA Grants from State Funds) - Provided Mainly from Authority Funds. Also see Note (B)

(c) Reloan Monies = Recycled DW SRF funds - No State Match Required

(d) ARRA = 2009 American Recovery and Reinvestment Act funds - received from USEPA capitalization grant award; no state match required

(A) Loan funded entirely with Federal grant funds. State match deposited directly to Drinking Water SRF Reloan Account at execution of loan.

(B) Loan funded entirely with State Match (from state match deposited directly to Drinking Water SRF Reloan Account when 100% grant funded loan is executed. -see comment A)

(C) Loans with split funding from Direct Deposited State Match and Other Sources on Deposit in DW SRF Reloan

(D) Remaining undrawn project funds of 100% grant-funded loan as of January 1, 2014 converted to using grant/state match proportionality.

(E) Open-source funded loan - Payments of project draws may be paid from grant and state match and/ or reloan. Total sources of funding will not be known until project is completed. Until then, amounts shown reflect total amount of grant/state match / reloan (excludes bond proceeds) drawn on the project and may not equal total loan amount .

(F) Certain requisitioned draws for this project/loan were funded from Reloan but subsequently allocated as State Match to meet awarded Grant state match requirements (equivalency).

de = Design and engineering loan.

gr = Project or portion of project qualified as green.

FPF = Loan received full principal forgiveness when executed.

PPF = Loan received partial principal forgiveness when executed.

**Acronyms:**

DWS = Domestic Water System

HA = Housing Authority

LID = Local Improvement District

LPWD = La Plata Archuleta Water District

MD = Metropolitan District

PID = Public Improvement District

S&WD = Sanitation & Water District

W&SD = Water and Sanitation District

WA = Water Authority

WC = Water Commission

WD = Water District

WS&SDD = Water, Sanitary Sewer & Storm Drainage District

WW = Water Works

Cancelled loans:	Amount	Loan Date	Cancel Date
Penrose WD (dl#2)	\$ 106,500	7/31/2020	10/19/2020

Colorado Water Resources & Power Development Authority  
**DRINKING WATER REVOLVING FUND (DWRF) LOAN PROGRAM**  
**2022 INTENDED USE PLAN**  
Summary of Loans Financed as of June 30, 2021

STATE DIRECT LOAN PROGRAM ***				
Borrower	Amount of Loan	Loan Date	Loan Term	Loan Rate
Idledale W&SD	\$ 250,000	07/10/95	20 YEARS	4.500%
Fairplay #1, Town of	250,000	08/01/95	20 YEARS	4.500%
Minturn, Town of	300,000	08/11/95	20 YEARS	4.500%
Empire, Town of	331,432	08/24/95	20 YEARS	4.500%
Elizabeth, Town of	500,000	10/01/95	20 YEARS	4.500%
Lake Creek MD	500,000	01/12/96	20 YEARS	4.500%
Fraser, Town of	200,000	04/15/96	5 YEARS	4.500%
Baca Grande, W&SD	500,000	02/01/96	10 YEARS	4.500%
Firestone, Town of	95,000	06/13/96	10 YEARS	4.500%
Nunn, Town of	330,260	08/12/96	20 YEARS	4.500%
Lochbuie, Town of	351,889	08/28/96	20 YEARS	4.500%
Lyons, Town of	500,000	08/19/96	21 YEARS	4.500%
Bayfield, Town of	350,000	11/15/96	20 YEARS	4.500%
Fairplay #2, Town of	200,000	07/30/97	20 YEARS	4.500%
Idaho Springs, Town of	500,000	10/15/97	20 YEARS	4.500%
Westlake W&SD	250,000	08/19/97	20 YEARS	4.500%
Redstone W&SD	410,000	12/01/97	20 YEARS	4.500%
<b>TOTAL STATE DIRECT LOANS FUNDED</b>	<b>\$ 5,818,581</b>	<b>Number of Non-SRF direct loans</b>		<b>17</b>

\*\*\* All State Direct Loans have been paid in full as of December 31, 2017.

**APPENDIX D - SET ASIDE ACTIVITY**  
**DRINKING WATER REVOLVING FUND (DWR)**  
**2022 INTENDED USE PLAN**  
From Inception through June 30, 2021

SET - ASIDE ACTIVITY										
Set-Aside	Set Aside Allocation from Grants Through June 30, 2021	Set Aside Allocations from the 2009 ARRA**	Set Aside Funds Transferred (To)/From Loan Fund or Other Set Asides	Funds Expended Through 06/30/05 June 30, 2021	Balance available	Anticipated Set Aside Allocations from the 2021 Grant *	Total Funds Available for State Fiscal Year 2022	Set Aside Reserved Through 2021	Set Aside Reserved Future Allotments	Total Set-Aside Reserved
Grant Administration	14,624,384	1,374,080		(15,998,464)	-	1,738,800	1,738,800	-	-	-
State Program:										
> PWS Supervision	29,545,328	-		(27,341,319)	2,204,009	4,347,000	6,551,009	-	-	-
> Source Water Protection	-	-		-	-	-	-	-	-	-
> Capacity Development	-	-		-	-	-	-	-	-	-
> Operator Certification	-	-		-	-	-	-	-	-	-
Small System Tech. Asst.	7,312,192	687,040	(281,532)	(6,868,005)	849,695	869,400	1,719,095	-	-	-
Local Assistance:										
> Loan Assistance for SWP	-	-		-	-	-	-	-	-	-
> Capacity Development	32,906,340	-	(970,860)	(28,949,146)	2,986,334	4,347,000	7,333,334	-	-	-
> Source Water Assessment	1,678,410	-	(18,345)	(1,660,065)	-	-	-	-	-	-
> Wellhead Protection	16,241,366	-		(14,531,185)	1,710,181	2,173,500	3,883,681	-	-	-
In-kind Services	-	-	150,000	(150,000)	-	-	-	-	-	-
TOTALS	102,308,020	2,061,120	(1,120,737)	(95,498,184)	7,750,219	13,475,700	21,225,919	-	-	-

\* Includes actual amounts allocated from the 2021 grant, awarded after date of report (07/09/21) and anticipated 2022 grant based on 2021 award.

\*\* American Recovery and Reinvestment Act

**APPENDIX E - FUNDS AVAILABLE TO THE DWRF LOAN PROGRAM**  
**DRINKING WATER REVOLVING FUND (DWRF) LOAN PROGRAM**  
**2022 INTENDED USE PLAN (IUP)**

SOURCES	Cumulative Total from Inception Through June 30, 2021	Projected For Time Period July 1, 2021 - December 31, 2021	Projected For Time Period January 1, 2022 - December 31, 2022	Cumulative Total Through December 31, 2022
Federal capitalization grants	\$ 365,609,600	\$ 21,735,000	\$ 21,700,000	\$ 409,044,600
Other Drinking Water SRF funding sources:				
ARRA capitalization grant (2009)	34,352,000	-	-	34,352,000
Plus/(less): setasides allocation / adjustments	(103,248,403)	(6,737,850)	(6,727,000)	(116,713,253)
State match:				
Appropriation/agency cash - committed	73,121,920	4,347,000	4,340,000	81,808,920
Agency cash for CWSRF transfer	-	-	-	-
Drinking Water bonds proceeds	334,105,000	-	25,175,104	359,280,104
Premium from refunding bonds	9,424,214	-	-	9,424,214
Less: bond proceeds used for cost of issuance	(5,606,931)	-	(527,469)	(6,134,400)
Plus /(less) additional principal from DW refunding	(230,000)	-	-	(230,000)
Leveraged loans repayments:				
Principal (1)	230,349,674	5,796,111	15,197,903	251,343,688
Interest	77,777,100	1,183,448	2,171,653	81,132,201
Principal (2) (state match)	24,525,782	718,653	1,676,517	26,920,952
Principal (3) (Equity)	17,449,829	2,140,463	5,049,240	24,639,532
Direct loans repayments:				
Principal	60,819,330	3,499,851	7,557,796	71,876,977
Interest	4,515,305	-	-	4,515,305
Federal funds deallocation (from DSRF)	71,153,092	734,965	757,790	72,645,847
Release of reloan funds from DSRF	-	-	378,413	378,413
Other funds deposited to the DWRF	6,264,553	(621)	(3,301)	6,260,631
Interest income on Investments	68,707,087	212,756	207,795	69,127,638
Transfer (to)/from Clean Water SRF grant program	-	-	-	-
<b>TOTAL SOURCES</b>	<b>1,269,089,152</b>	<b>33,629,776</b>	<b>76,954,441</b>	<b>1,379,673,369</b>
<b>USES</b>				
Loans executed:				
Base program - direct loans	171,272,613	5,000,000	14,000,000	190,272,613
Base program - direct loans with additional subsidy	43,042,835	1,000,000	1,000,000	45,042,835
ARRA - direct Loans	19,947,680	-	-	19,947,680
ARRA - direct loans with additional subsidy	12,343,200	-	-	12,343,200
Base program - leveraged loans	510,845,254	-	84,000,000	594,845,254
Grant funds committed to leveraged loans (for DSRF)	130,973,411	-	-	130,973,411
Less: DSRF funds used to call/defease bonds	(39,707,229)	-	-	(39,707,229)
Refunding bond proceeds deposited to DSRF	4,026,185	-	-	4,026,185
Reloan funds used for DSRF (separate from loan)	7,766,772	-	2,244,964	10,011,736
Reloan income used for State Match (reimbursement)	-	5,100,000	70,000	5,170,000
Leveraging bond debt service				
Principal	253,410,000	5,635,000	11,745,000	270,790,000
Interest	142,880,755	1,480,961	2,774,031	147,135,747
Accumulated investment interest and loan repayments held / (used) for future debt service /deallocation	(2,352,943)	(8,068,713)	(1,160,201)	(11,581,857)
Funds available / (provided) for new loans *	14,640,619	23,482,528	(37,719,353)	403,794
<b>TOTAL USES</b>	<b>\$ 1,269,089,152</b>	<b>\$ 33,629,776</b>	<b>\$ 76,954,441</b>	<b>\$ 1,379,673,369</b>

\* Assuming full capacity used.

**APPENDIX F - ADMINSTRATIVE FEE ACCOUNT**  
**DRINKING WATER REVOLVING FUND (DWRf) LOAN PROGRAM**  
**2022 INTENDED USE PLAN**

Administrative Fee Account Activity from Inception through June 30, 2021 *								Estimated Activity *	
	For Year Ending December 31,					as of	TOTAL	07/01/2021-	Fiscal Year
	Inception-2016	2017	2018	2019	2020	June 30, 2021		12/31/2021	2022
Sources:									
Loan Fees	\$ 39,923,797	\$ 4,005,572	\$ 4,137,595	\$ 4,152,439	\$ 4,220,895	\$ 2,198,790	\$ 58,639,088	\$ 2,250,233	\$ 4,513,000
Grant Income	12,807,023	443,021	422,905	1,099,527	1,225,988	-	15,998,464	860,000	860,000
Investment Interest	1,068,854	91,409	155,051	169,968	46,929	2,301	1,534,512	3,000	5,000
Transfers from WPCRF (b)	1,351,722	177,190	169,743	208,456	182,088	66,606	2,155,805	100,000	180,000
Other (a)	438,681	34,584	14,731	-	27,243	-	515,239	621	3,301
Total Sources	55,590,077	4,751,776	4,900,025	5,630,390	5,703,143	2,267,697	78,843,108	3,213,854	5,561,301
Uses:									
Grant Admin. Expenses	(24,787,394)	(2,395,328)	(2,033,226)	(3,513,051)	(3,327,784)	(1,438,254)	(37,495,037)	(1,700,000)	(3,200,000)
Other Program Grants (c)	(1,792,766)	(53,254)	(40,866)	(61,382)	(41,029)	(26,000)	(2,015,297)	(75,000)	(75,000)
State Match Provided/Repaid	(19,617,046)	(3,000,000)	(3,000,000)	(4,000,000)	(2,000,000)	-	(31,617,046)	(2,000,000)	(3,000,000)
Other (d)	(1,978,030)	-	-	(12,076)	-	-	(1,990,106)	-	-
Total Uses	(48,175,236)	(5,448,582)	(5,074,092)	(7,586,509)	(5,368,813)	(1,464,254)	(73,117,486)	(3,775,000)	(6,275,000)
Net cash flows for year	7,414,841	(696,806)	(174,067)	(1,956,119)	334,330	803,443		(561,146)	(713,699)
Previous year-end balance	-	7,414,841	6,718,035	6,543,968	4,587,849	4,922,179		5,725,622	5,164,476
Balance	\$ 7,414,841	\$ 6,718,035	\$ 6,543,968	\$ 4,587,849	\$ 4,922,179	\$ 5,725,622		\$ 5,164,476	\$ 4,450,777

\* Cash Basis

- (a) Other sources include: Transfers from State Funded Direct Loan Program's Administrative Fee Account and from the Drinking Water Funding Account to cover administrative costs incurred at the beginning of the SRF program and advanced admin fee received at the closing of the issuance of the 2004AR refunding bonds to cover the cost of current and future administration of refunding bond issues. Beginning in 2014, this line item also includes investment income from certain preconstruction accounts.
- (b) Beginning in 2008, certain DWRf grant administrative costs incurred by the Authority are being paid from funds transferred from the WPCRF administrative fee account.
- (c) Other Program Grants include payments made to recipients of: (1) Planning & Design grants, (2) Flood Assistance grants (2014-2015), (3) Engineering Assistance (2021-).
- (d) Other Uses: September, 2011 - March, 2015, administrative fee account funds were used to pay bond debt service for a bond issue affected by a shortage in investment interest income resulting from the early termination of the associated repurchase agreement. In September, 2015, DWRf administrative fee funds were used to call the remaining bonds, and as a result, no further administrative fee funds will be needed for this purpose (resulting in a savings of approximately \$0.1 million.)